



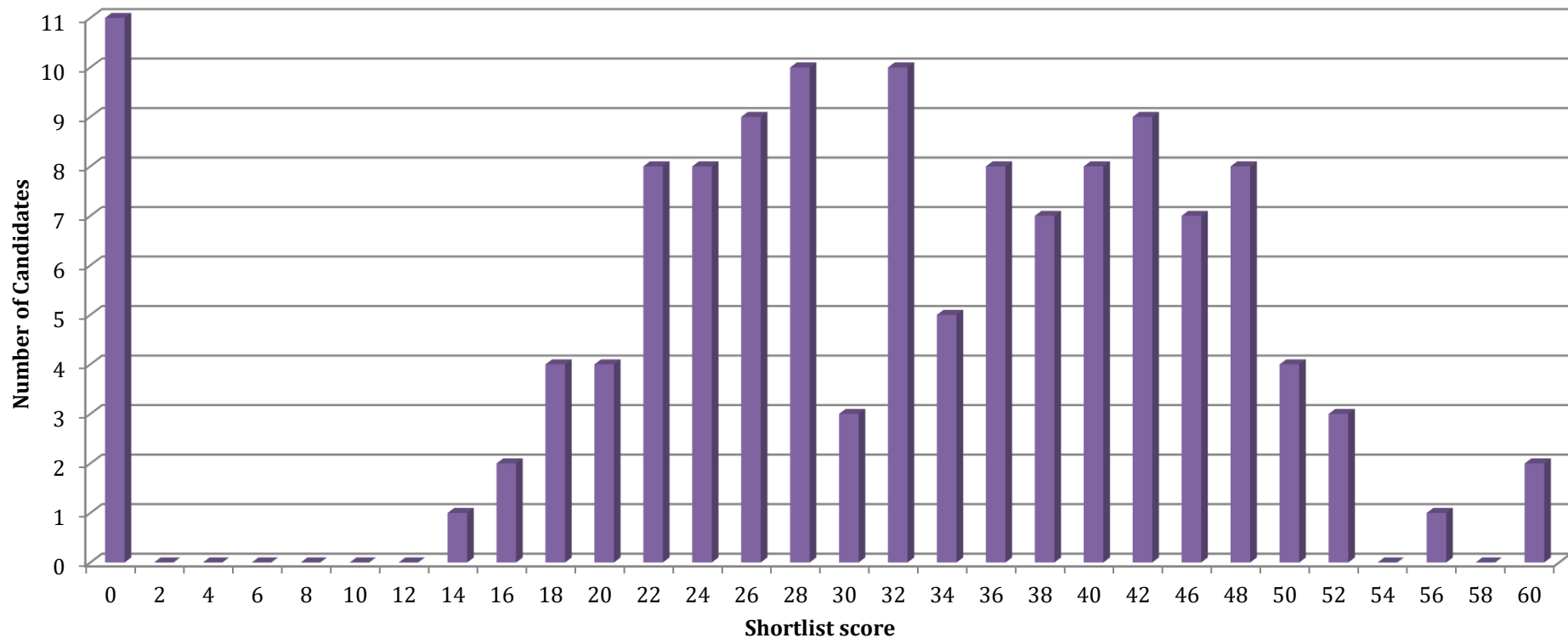
PHST general internal medicine recruitment – shortlist score data (2022-2025)

This document contains shortlist score data for PHST general internal medicine recruitment. Graphs depicting the distribution of shortlisting scores are presented for both rounds 1 & 2.

PHST general internal medicine recruitment – shortlist score distribution 2025 (round 1)

The graph below shows the distribution of shortlist scores (verified self-assessment scores) awarded to general internal medicine applications which reached the evidence verification stage in 2025 PHST recruitment round 1.

The number of applications proceeding to the shortlisting stage was **143**; shortlist scores ranged from **0 - 60** (min and max possible were 0-60)
Mean and median averages achieved were **32 (31.9)** and **34** respectively.

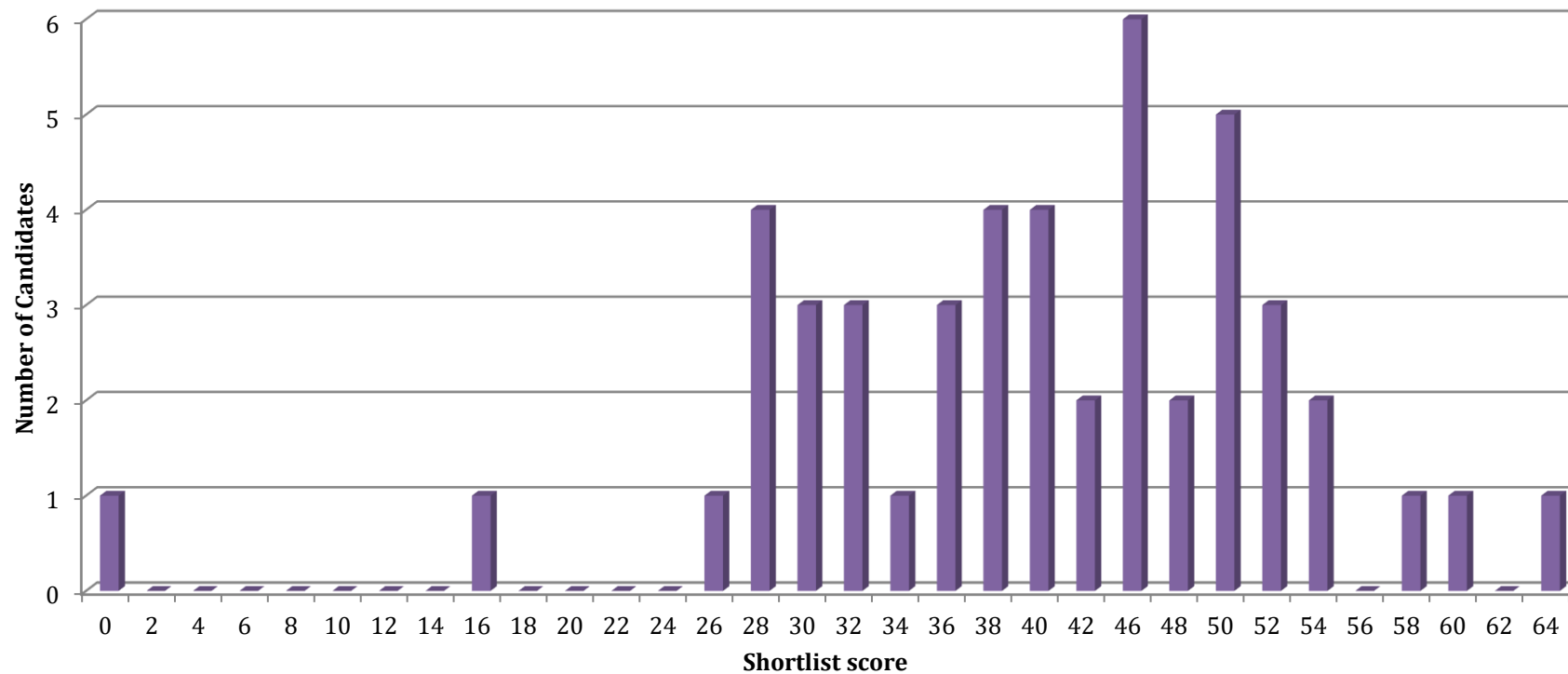


PHST general internal medicine recruitment – shortlist score distribution 2024 (round 2)

The graph below shows the distribution of shortlist scores (verified self-assessment scores) awarded to all general internal medicine applications submitted in 2024 PHST recruitment round 2.

The number of applications proceeding to the shortlisting stage was **51**; shortlist scores ranged from **0 - 63** (min and max possible were 0-70)

Mean and median averages achieved were 40 (**40.4**) and **41** respectively.

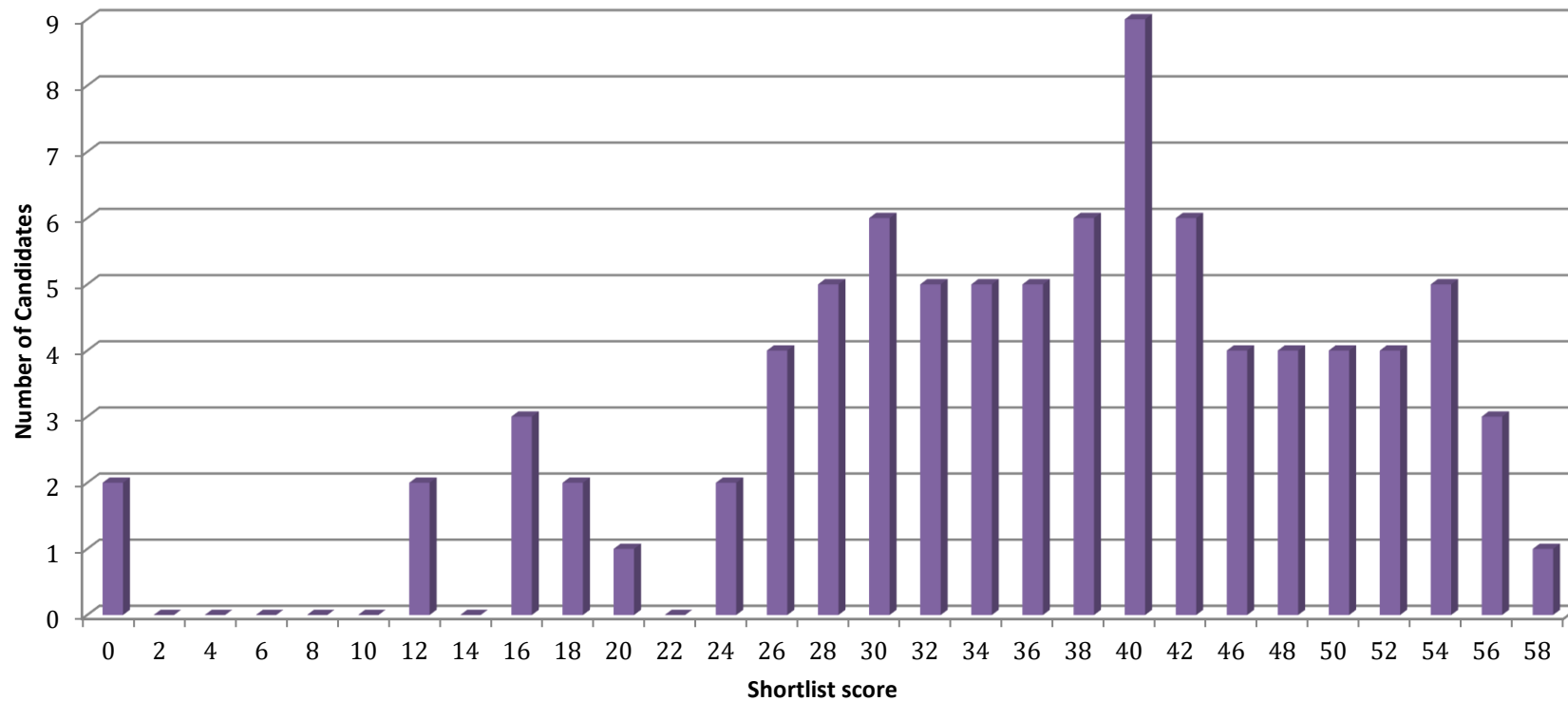


PHST general internal medicine recruitment – shortlist score distribution 2024 (round 1)

The graph below shows the distribution of shortlist scores (verified self-assessment scores) awarded to all general internal medicine applications submitted in 2024 PHST recruitment round 1.

The number of applications proceeding to the shortlisting stage was **92**; shortlist scores ranged from 0-**58** (min and max possible were 0-70)

Mean and median averages achieved were **37 (36.6)** and **37.5** respectively.

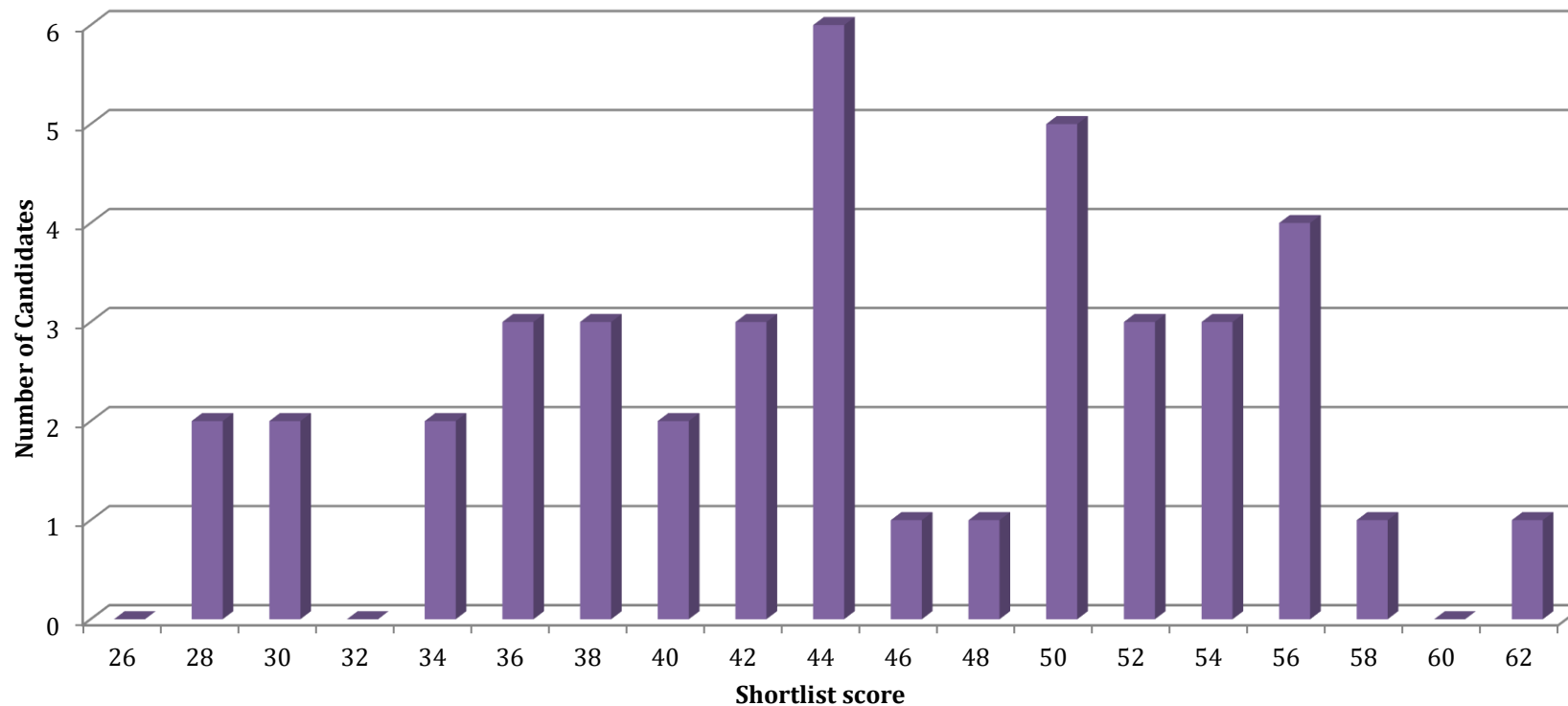


PHST general internal medicine recruitment – shortlist score distribution 2023 (round 2)

The graph below shows the distribution of shortlist scores (verified self-assessment scores) awarded to all general internal medicine applications submitted in 2023 PHST recruitment round 2.

The number of applications proceeding to the shortlisting stage was **42**; shortlist scores ranged from **27-61** (min and max possible were 0-70)

Mean and median averages achieved were **44 (44.3)** and **44** respectively.

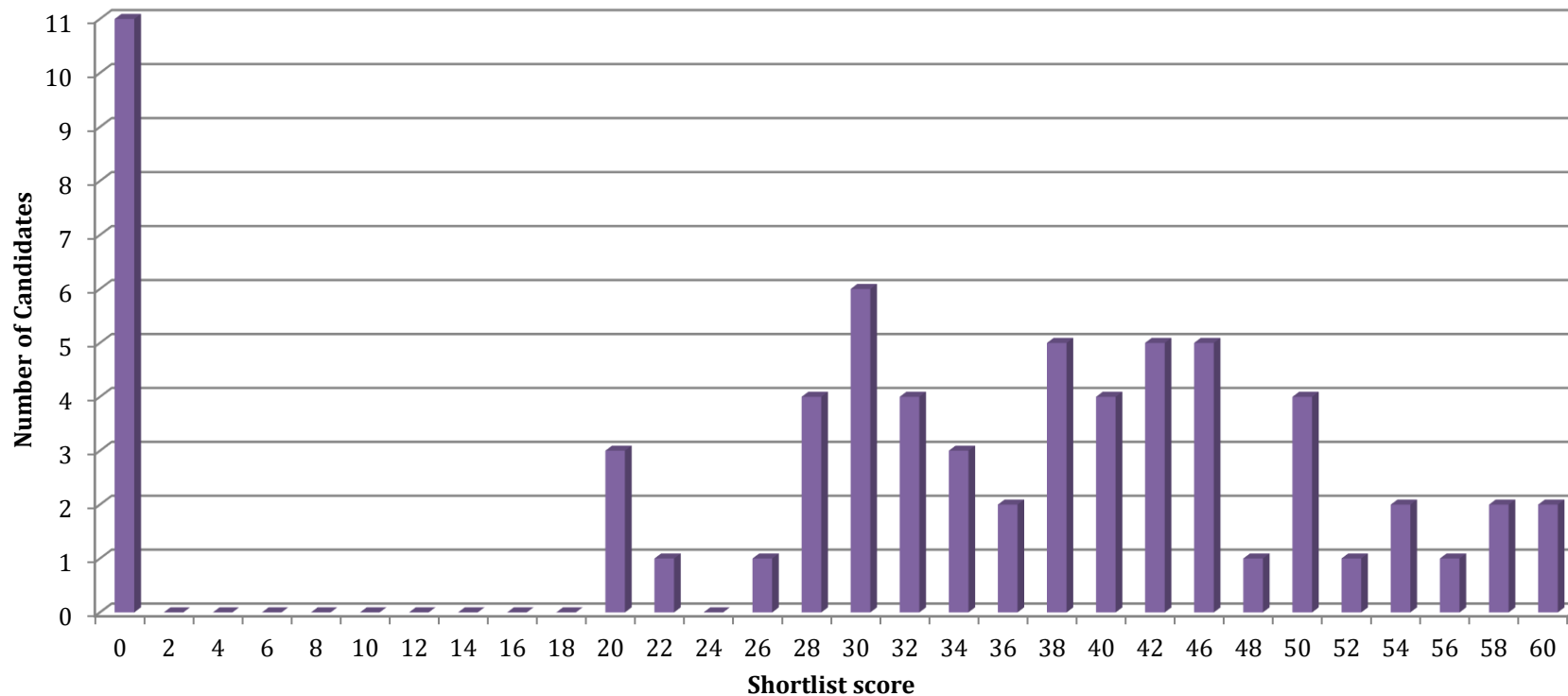


PHST general internal medicine recruitment – shortlist score distribution 2023 (round 1)

The graph below shows the distribution of shortlist scores (verified self-assessment scores) awarded to all general internal medicine applications submitted in 2023 PHST recruitment round 1.

The number of applications proceeding to the shortlisting stage was **71**; shortlist scores ranged from 0-**61** (min and max possible were 0-70)

Mean and median averages achieved were **33 (33.4)** and **37** respectively.



PHST general internal medicine recruitment – shortlist score distribution 2022 (round 2)

The graph below shows the distribution of shortlist scores (verified self-assessment scores) awarded to all general internal medicine applications submitted in 2022 PHST recruitment round 2.

The number of applications proceeding to the shortlisting stage was **71**; shortlist scores ranged from 4-**62** (min and max possible were 0-78)

Mean and median averages achieved were **34 (33.95)** and **35** respectively

