



PHST renal medicine recruitment – final assessment score distribution

The graphs within this document show the distribution of interview scores for rounds 1 and 2 of PHST recruitment since 2013.

The scores are recorded for each candidate attending an interview, including those that were found not to be appointable.

All scores here have been rounded to the nearest whole number; and only those candidates who received both a score for their submitted application form and performance at interview have been included here. See the pages below for the number of candidates, including the percentage of those deemed appointable and non-appointable, interviewed in each round of recruitment; the range of scores obtained and the mean and median scores achieved across all candidates.

Where details for a specific year or round are not included, this should be taken to mean that the specialty was not participating in a particular round or that the specialty at that point in time had not yet joined the nationally-coordinated recruitment process.

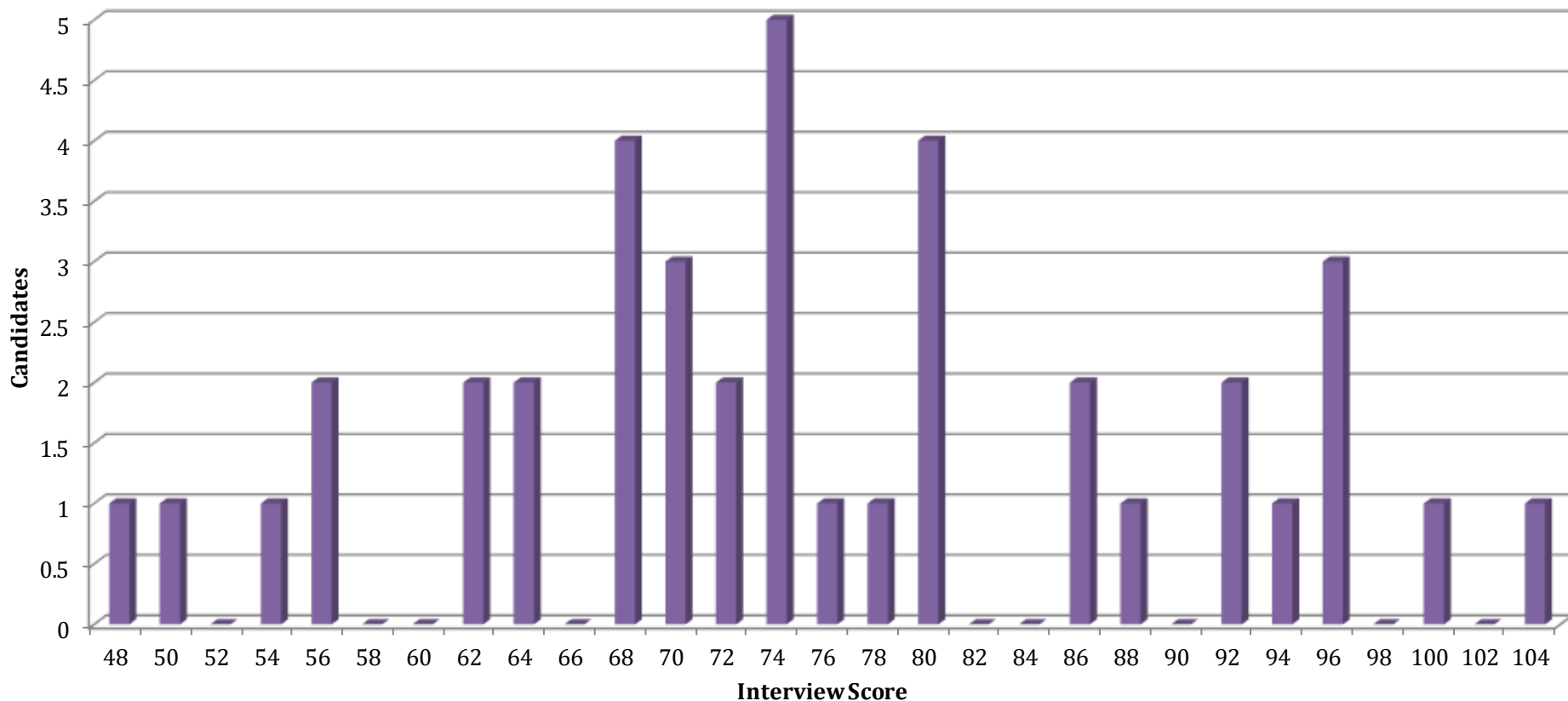


2023 PHST Recruitment – final assessment score distribution (round 2)

The graph below shows the distribution of final assessment scores awarded to **renal medicine** candidates assessed at interview in PHST 2023 ST4 recruitment round 2.

All scores here have been rounded to the nearest whole number; and only those candidates who received both a score for their submitted application form and performance at interview have been included here.

The number of applicants receiving a full assessment and final score was **40**; the split of appointable vs not-appointable assessments was **75% : 25%**. Scores ranged from **49.2 – 105.40** (min and max possible were 16-110). Mean and median averages achieved were **76.05** and **74.50** respectively.



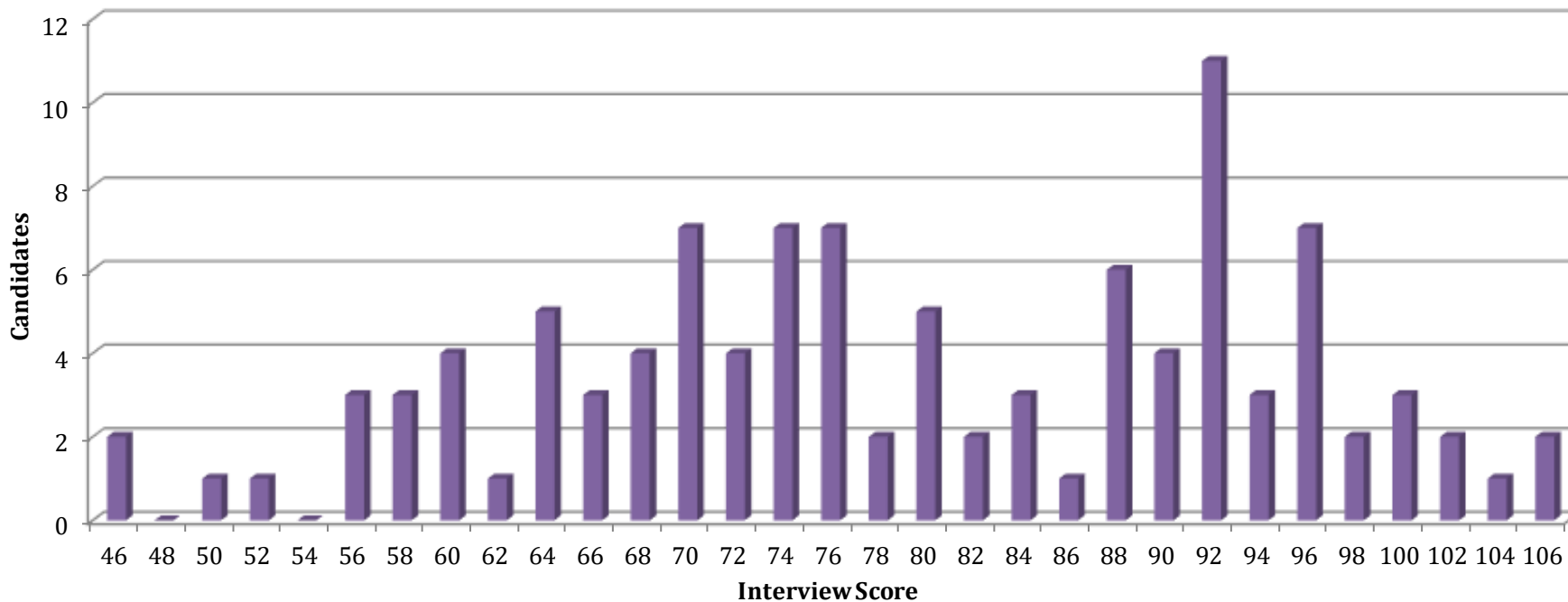


2023 PHST Recruitment – final assessment score distribution (round 1)

The graph below shows the distribution of final assessment scores awarded to **renal medicine** candidates assessed at interview in PHST 2023 ST4 recruitment round 1.

All scores here have been rounded to the nearest whole number; and only those candidates who received both a score for their submitted application form and performance at interview have been included here.

The number of applicants receiving a full assessment and final score was **106**; the split of appointable vs not-appointable assessments was **83% : 17%**. Scores ranged from **46.5 – 106.40** (min and max possible were 16-110). Mean and median averages achieved were **79.57** and **78.20** respectively.



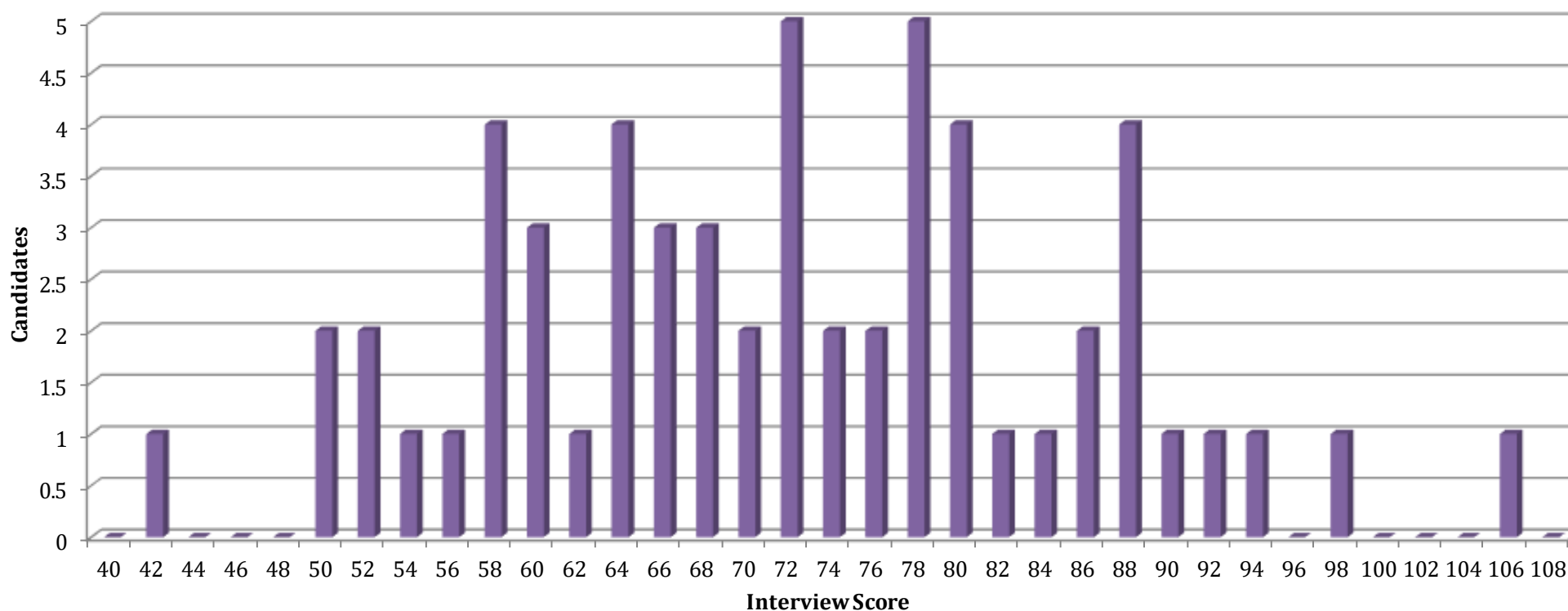


2022 PHST Recruitment – final assessment score distribution (round 2)

The graph below shows the distribution of final assessment scores awarded to **renal medicine** candidates assessed at interview in PHST 2022 ST4 recruitment round 2.

All scores here have been rounded to the nearest whole number; and only those candidates who received both a score for their submitted application form and performance at interview have been included here.

The number of applicants receiving a full assessment and final score was **58**; the split of appointable vs not-appointable assessments was **79% : 21%**. Scores ranged from **41.9 – 105.75** (min and max possible were 16-110.3). Mean and median averages achieved were **72.3** and **72.18** respectively.



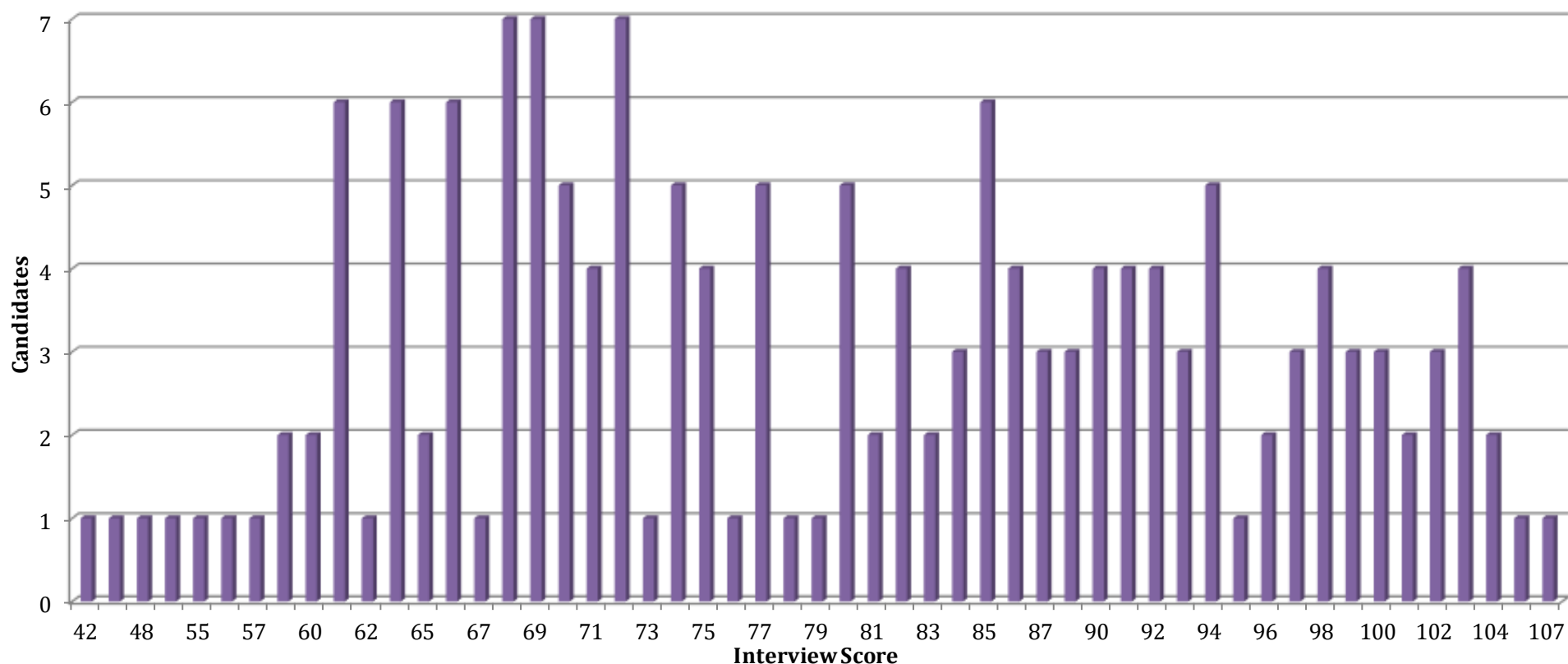


2022 PHST Recruitment – final assessment score distribution (round 1)

The graph below shows the distribution of final assessment scores awarded to **renal medicine** candidates assessed at interview in PHST 2022 ST4 recruitment round 1.

All scores here have been rounded to the nearest whole number; and only those candidates who received both a score for their submitted application form and performance at interview have been included here.

The number of applicants receiving a full assessment and final score was **162**; the split of appointable vs not-appointable assessments was **90% : 10%**. Scores ranged from **41.6 – 106.80** (min and max possible were 16-110.3). Mean and median averages achieved were **79.50** and **79.48** respectively.



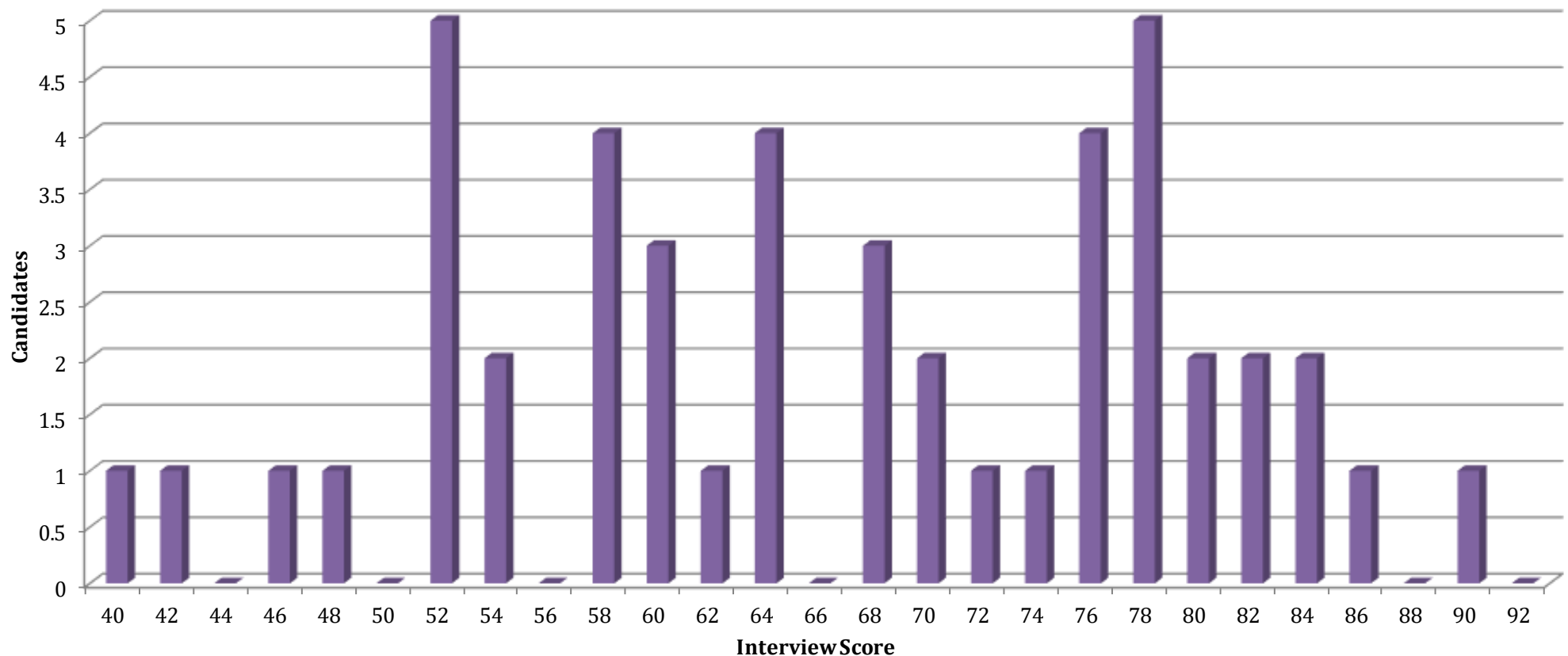


2020 ST3 Recruitment – final assessment score distribution (round 2)

The graph below shows the distribution of final assessment scores awarded to **renal medicine** candidates assessed at interview in 2020 ST3 recruitment round 2.

All scores here have been rounded to the nearest whole number; and only those candidates who received both a score for their submitted application form and performance at interview have been included here.

The number of applicants receiving a full assessment and final score was **47**; the split of appointable vs not-appointable assessments was **79% : 21%**. Scores ranged from **41.7 – 91.1** (min and max possible were 16-100.4). Mean and median averages achieved were **67.89** and **68.50** respectively.



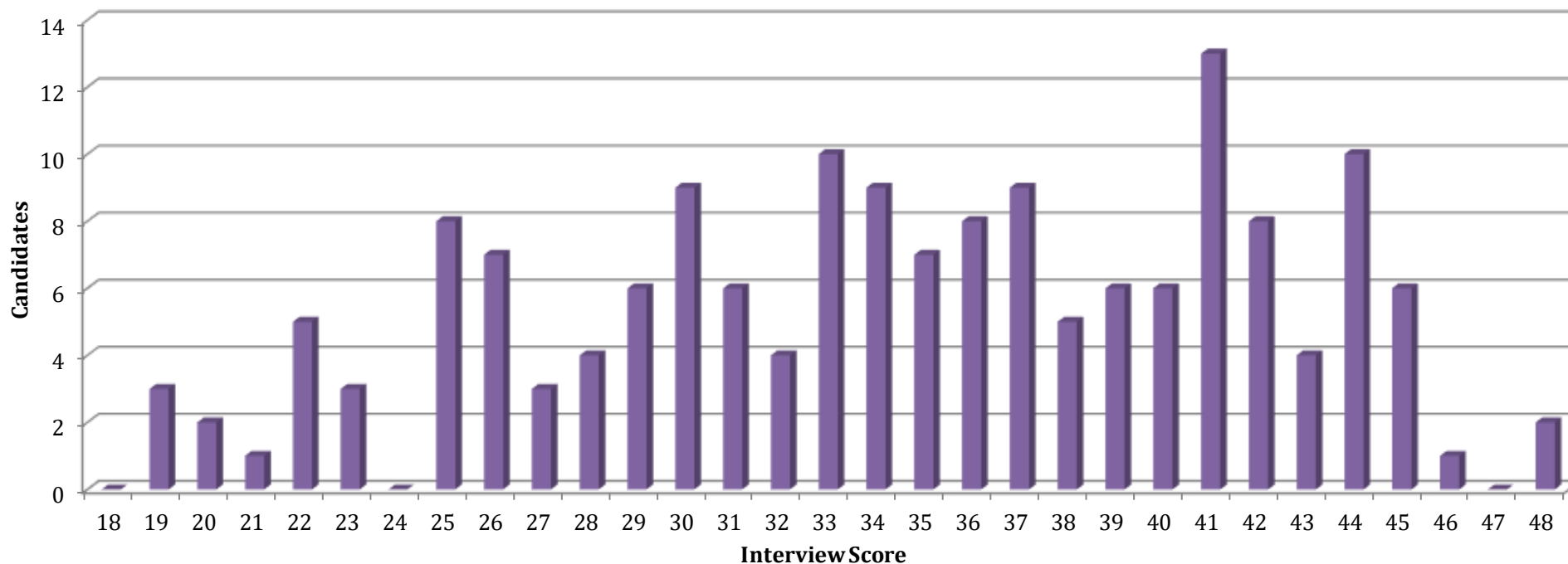


2020 ST3 Recruitment – final assessment score distribution (round 1)

Due to the unprecedented circumstances surrounding the outbreak of COVID-19, the decision was made to cancel all remaining face to face interviews. This led to a revised scoring process being implemented which consisted of ranking candidates based on five domains from the self-assessment score that is used on the application form. Please note that the Final Score data and graphs for ST3 2020 R1 are reflective of the revised scoring process and thus should not be used to compare data in previous years. This scoring process was implemented as a result of the circumstances and therefore will not provide consistencies with data in previous years.

The graph below shows the distribution of final assessment scores awarded to **renal medicine** candidates assessed using the revised scoring process in 2020 ST3 recruitment round 1.

The number of applicants receiving a full assessment and final score was **165**; the split candidates who have met the threshold vs candidates who have not met the threshold was **73% : 27%**. Scores ranged from **18.60 – 48** (min and max possible were 1-48). Mean and median averages achieved were **34.51** and **35** respectively.



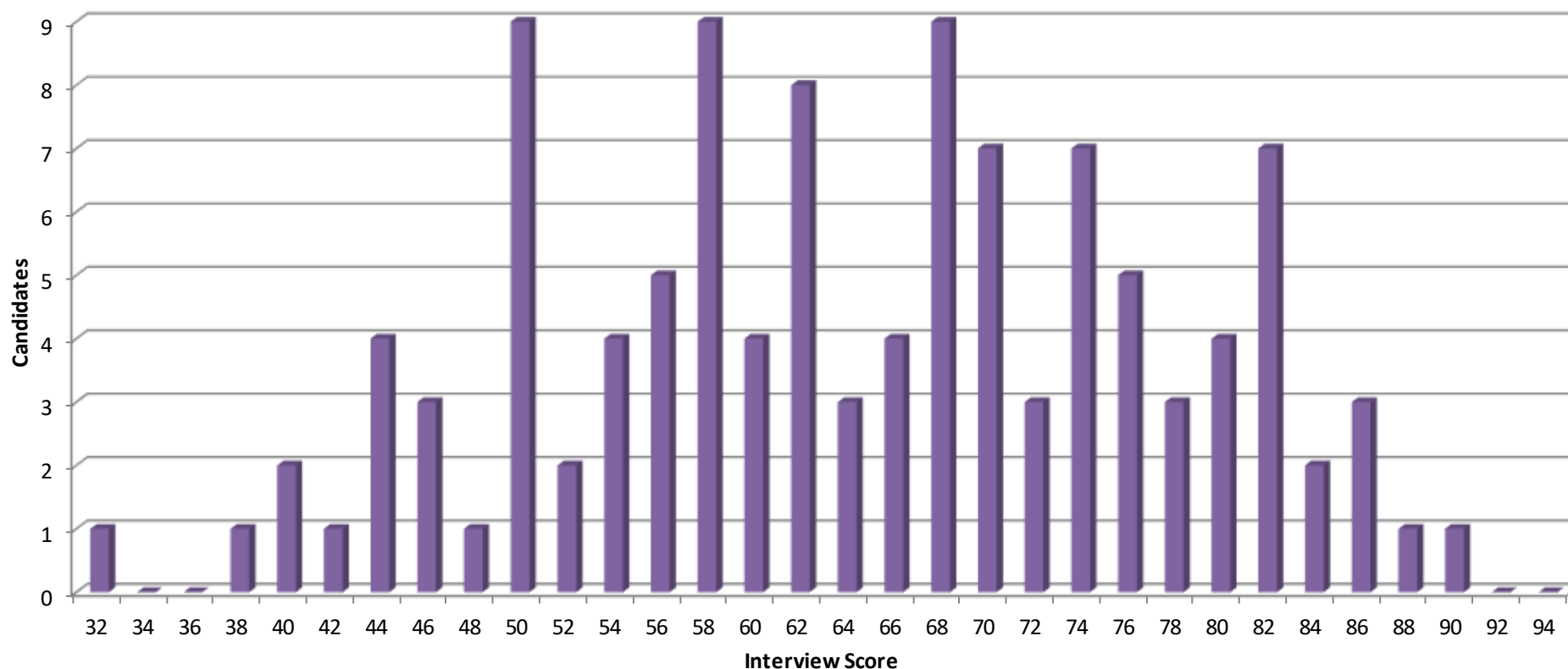


2019 ST3 Recruitment – final assessment score distribution (round 1)

The graph below shows the distribution of final assessment scores awarded to **renal medicine** candidates assessed at interview in 2019 ST3 recruitment round 1.

All scores here have been rounded to the nearest whole number; and only those candidates who received both a score for their submitted application form and performance at interview have been included here.

The number of applicants receiving a full assessment and final score was **113**; the split of appointable vs not-appointable assessments was **70% : 30%**. Scores ranged from **33.70 – 91.40** (min and max possible were 16-100). Mean and median averages achieved were **65.75** and **65.70** respectively.



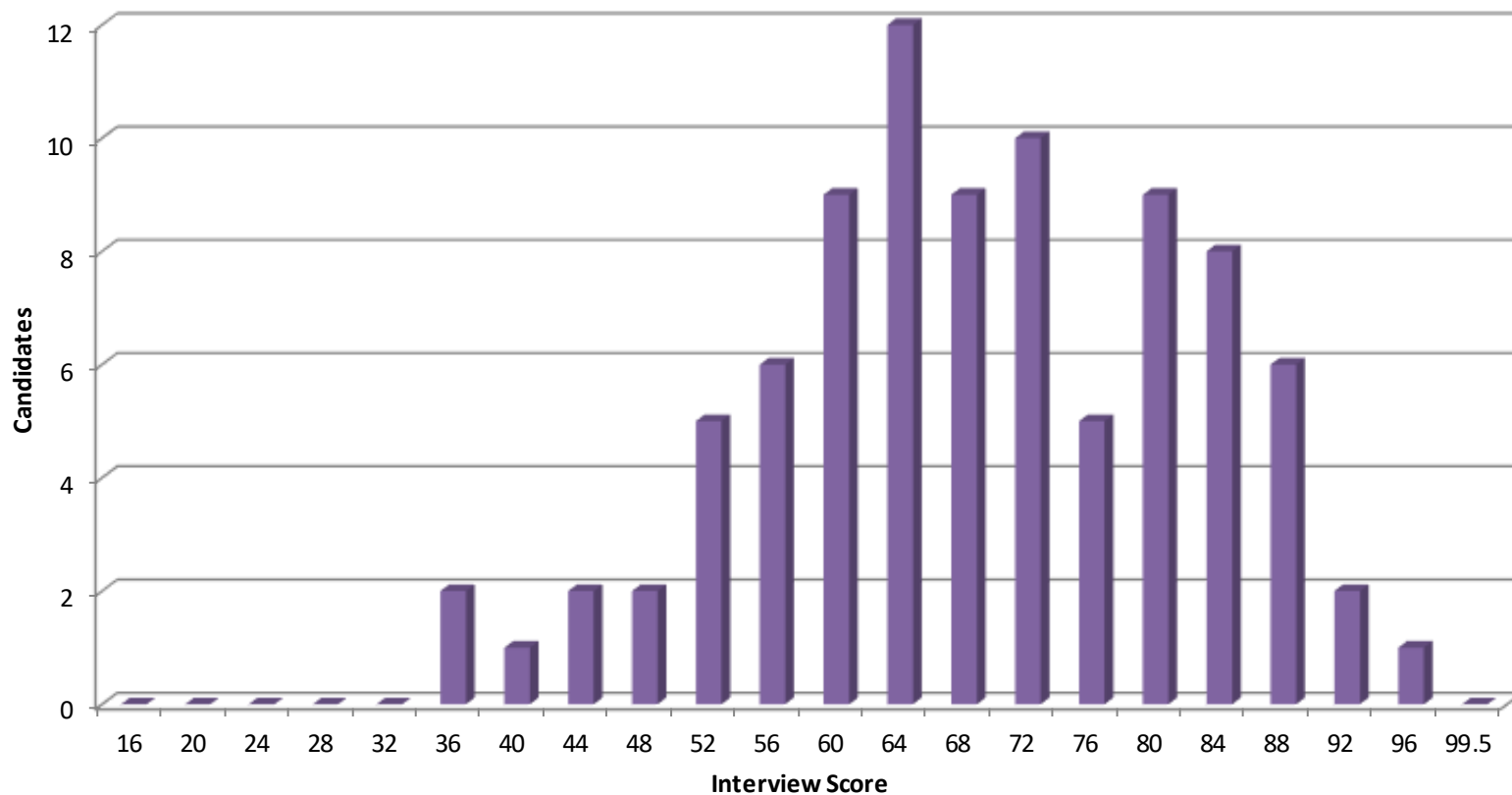


2018 ST3 Recruitment – final assessment score distribution (round 1)

The graph below shows the distribution of final assessment scores awarded to **renal medicine** candidates assessed at interview in 2018 ST3 recruitment round 1.

All scores here have been rounded to the nearest whole number; and only those candidates who received both a score for their submitted application form and performance at interview have been included here.

The number of applicants receiving a full assessment and final score was 89; the split of appointable vs not-appointable assessments was **85% : 15%**. Scores ranged from **35.45 – 96.25** (min and max possible were 16-100). Mean and median averages achieved were **68.56** and **68.80** respectively.



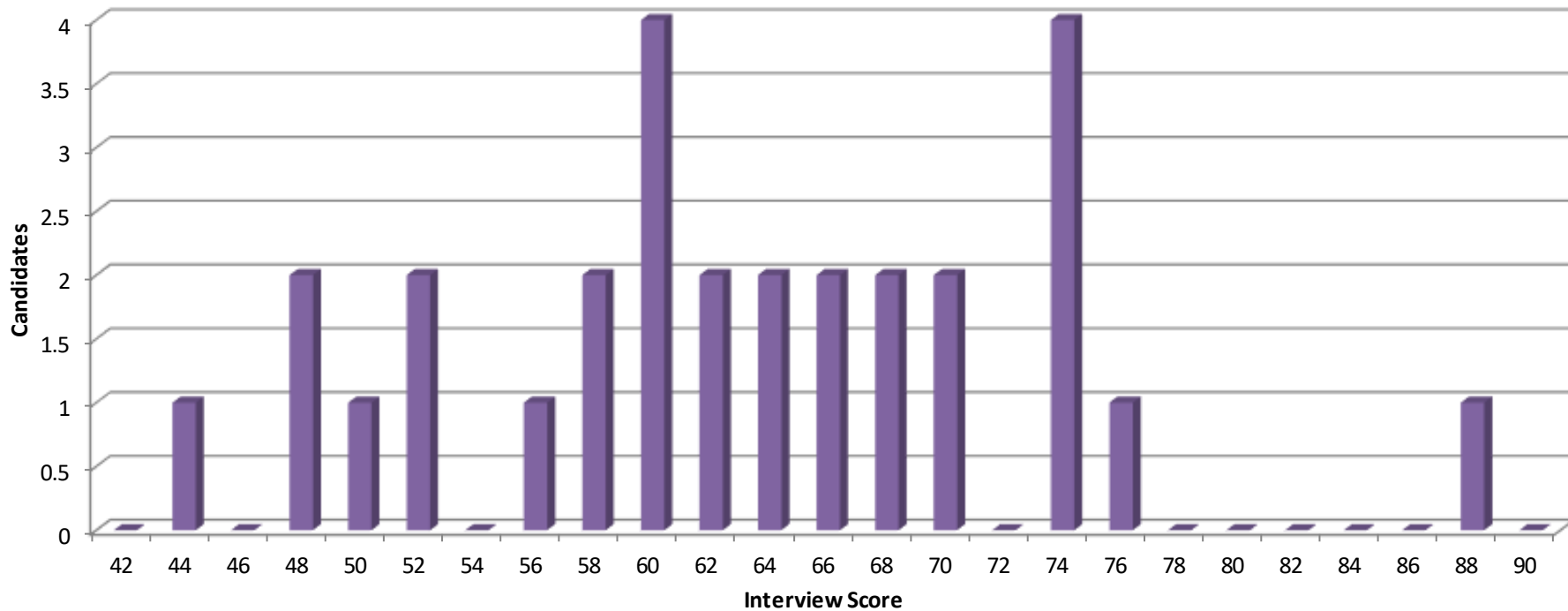


2018 ST3 Recruitment – final assessment score distribution (round 2)

The graph below shows the distribution of final assessment scores awarded to **renal medicine** candidates assessed at interview in 2018 ST3 recruitment round 2.

All scores here have been rounded to the nearest whole number; and only those candidates who received both a score for their submitted application form and performance at interview have been included here.

The number of applicants receiving a full assessment and final score was 29; the split of appointable vs not-appointable assessments was **69% : 31%**. Scores ranged from **44.05 – 87.50** (min and max possible were 16-100). Mean and median averages achieved were **62.91** and **62.75** respectively.



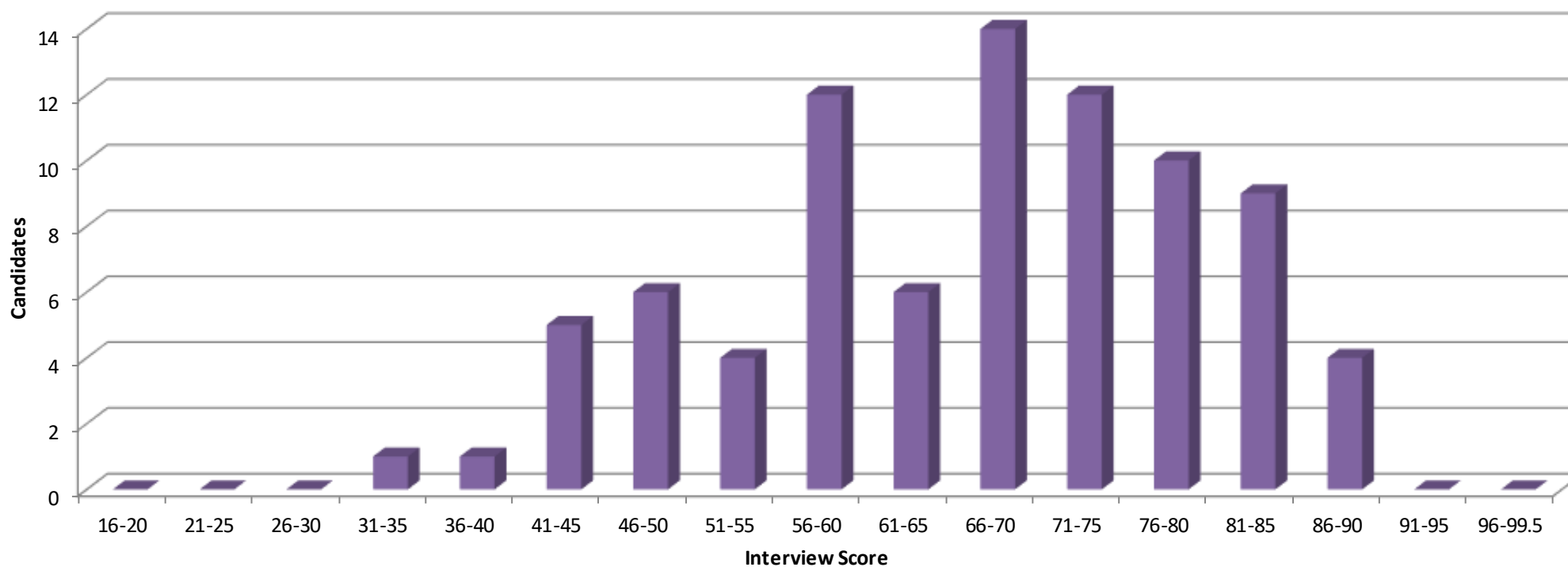


2017 ST3 Recruitment – final assessment score distribution (round 1)

The graph below shows the distribution of final assessment scores awarded to **renal medicine** candidates assessed at interview in 2017 ST3 recruitment round 1.

All scores here have been rounded to the nearest whole number; and only those candidates who received both a score for their submitted application form and performance at interview have been included here.

The number of applicants receiving a full assessment and final score was 84; the split of appointable vs not-appointable assessments was **79% : 21%**. Scores ranged from **34.20 – 90.30** (min and max possible were 16-99.5). Mean and median averages achieved were **66.25** and **67.20** respectively.



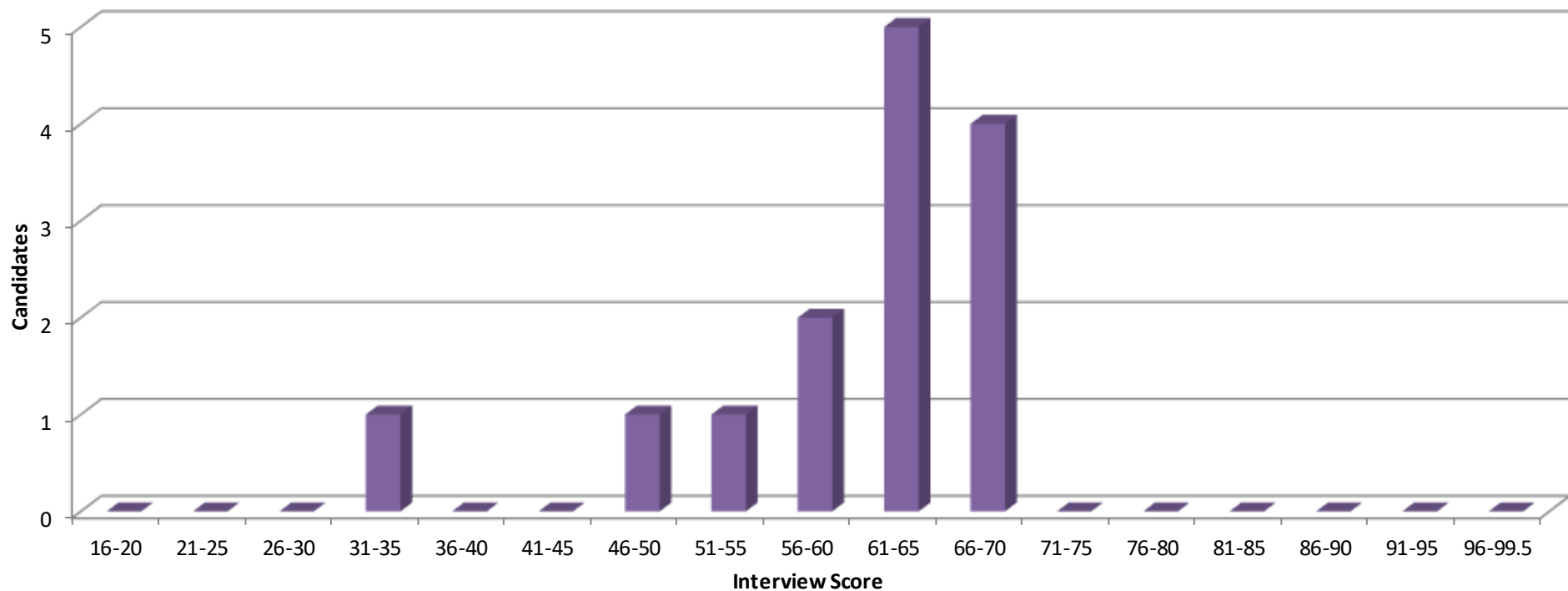


2017 ST3 Recruitment – final assessment score distribution (round 2)

The graph below shows the distribution of final assessment scores awarded to **renal medicine** candidates assessed at interview in 2017 ST3 recruitment round 2.

All scores here have been rounded to the nearest whole number; and only those candidates who received both a score for their submitted application form and performance at interview have been included here.

The number of applicants receiving a full assessment and final score was 14; the split of appointable vs not-appointable assessments was **57% : 43%**. Scores ranged from **31.55 – 69.15** (min and max possible were 16-100). Mean and median averages achieved were **59.67** and **63.10** respectively.



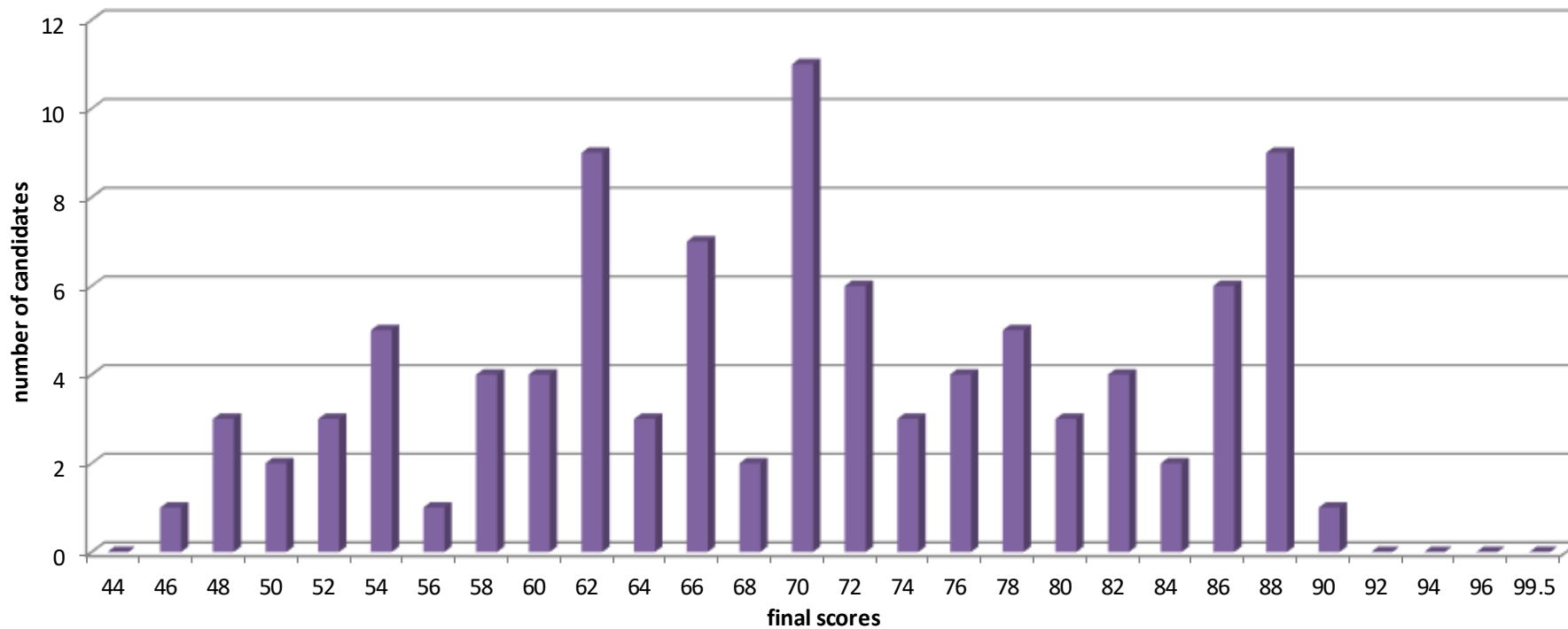


2016 ST3 Recruitment – final assessment score distribution (round 1)

The graph below shows the distribution of final assessment scores awarded to **renal medicine** candidates assessed at interview in 2016 ST3 recruitment round 1.

All scores here have been rounded to the nearest whole number; and only those candidates who received both a score for their submitted application form and performance at interview have been included here.

The number of applicants receiving a full assessment and final score was 98; the split of appointable vs not-appointable assessments was **86% : 14%**. Scores ranged from **48.00 – 91.05** (min and max possible were 16-99.5). Mean and median averages achieved were **71.39** and **71.83** respectively.

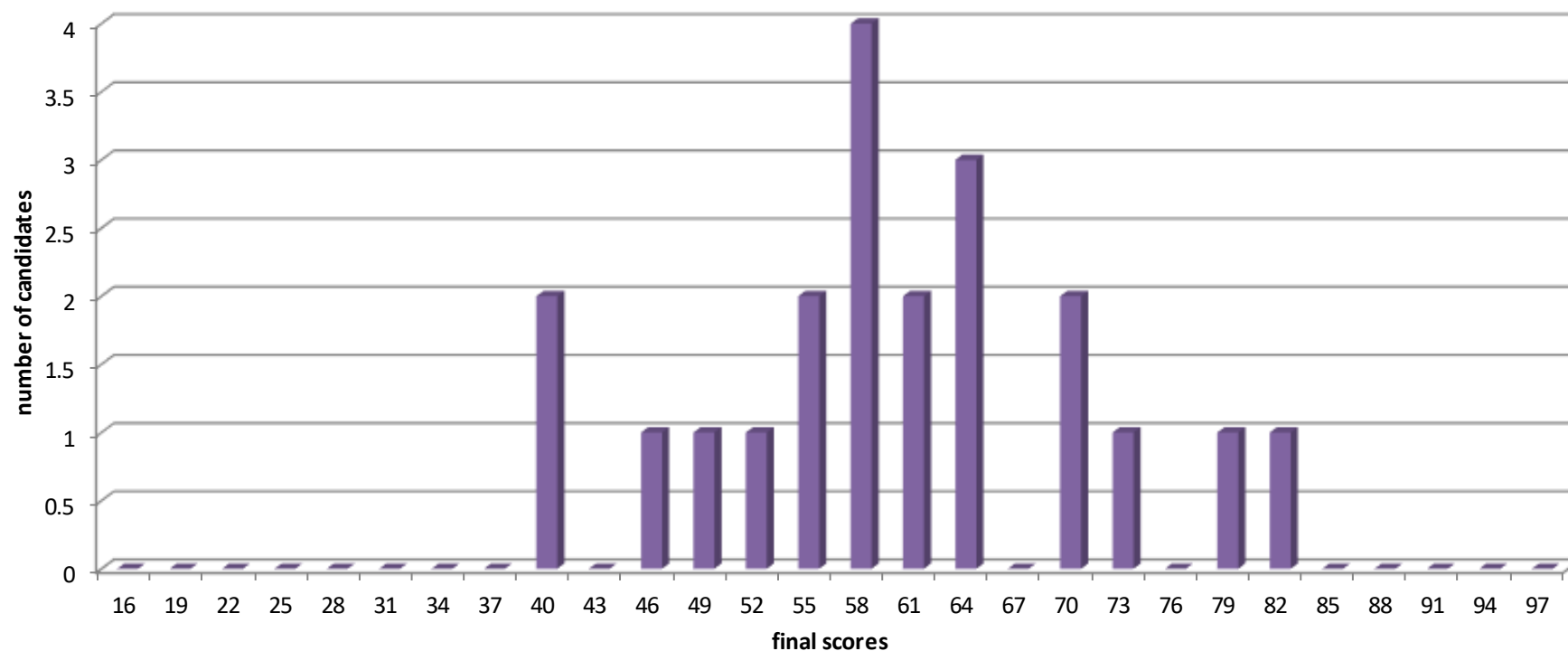


2016 ST3 Recruitment – final assessment score distribution (round 2)

The graph below shows the distribution of final assessment scores awarded to **renal medicine** candidates assessed at interview in 2016 ST3 Recruitment round 2.

All scores here have been rounded to the nearest whole number; and only those candidates who received both a score for their submitted application form and performance at interview have been included.

The number of applicants receiving a full assessment and final score was 21; the split of appointable vs not-appointable assessments was **62% : 38%**. Scores ranged from **40.9 – 84.20** (min and max possible were 16-99.5). Mean and median averages were **60.81** and **60.35** respectively.

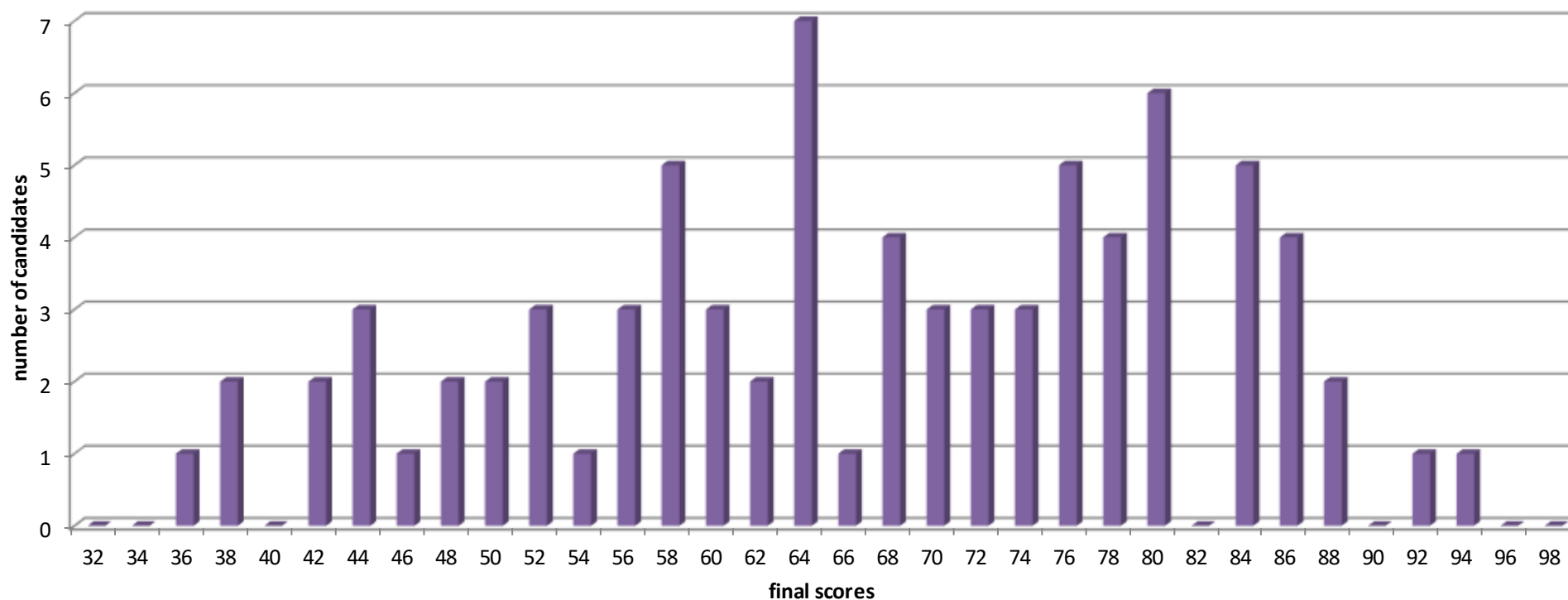




2015 ST3 Recruitment – final assessment score distribution (round 1)

The graph below shows the distribution of final assessment scores awarded to **renal medicine** candidates assessed at interview in 2015 ST3 recruitment round 1.

The number of applicants receiving a full assessment and final score was **79**; the split of appointable vs not-appointable assessments was **76% : 24%**. Scores ranged from **35.85 – 95.25** (min and max possible were 16-99.5). Mean and median averages achieved were **67** (67.30) and **68.10** respectively.

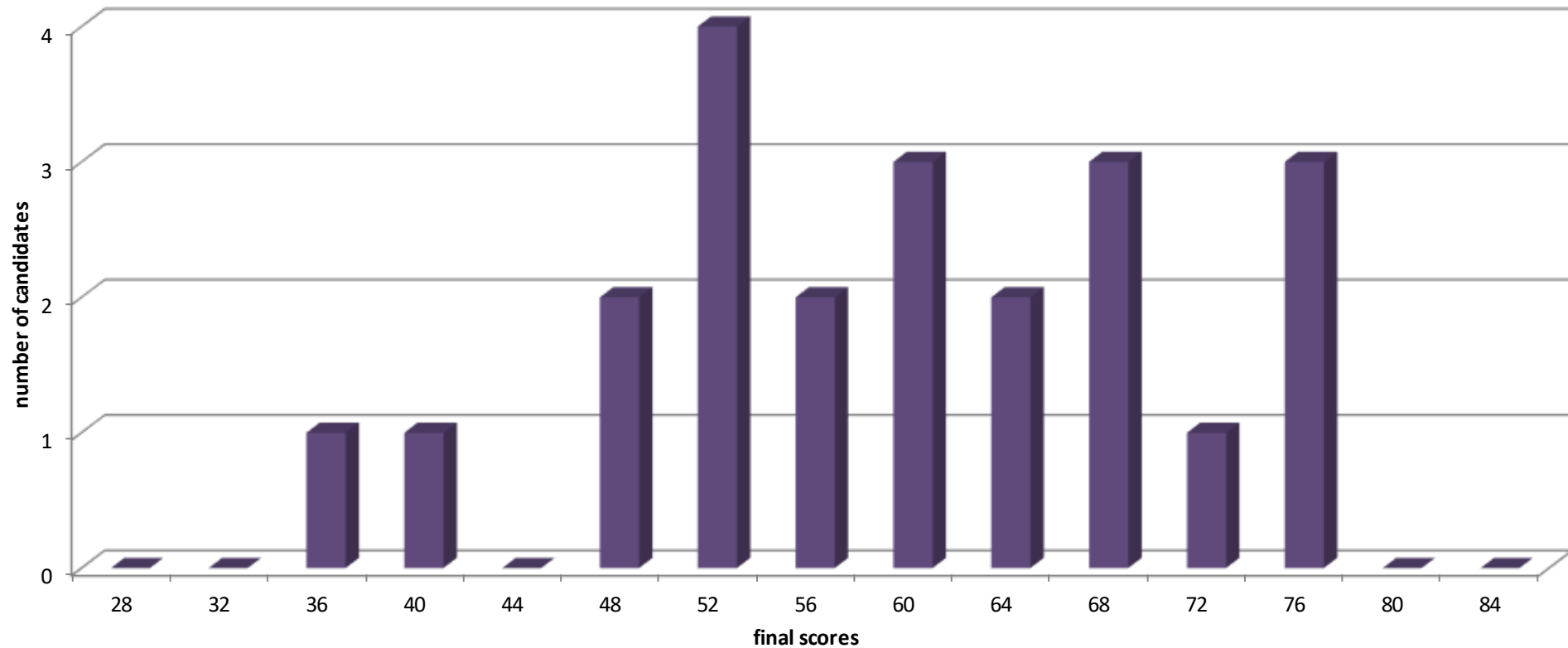




2015 ST3 Recruitment – final assessment score distribution (round 2)

The graph below shows the distribution of final assessment scores awarded to **renal medicine** candidates assessed at interview in 2015 ST3 recruitment round 2.

The number of applicants receiving a full assessment and final score was **22**; the split of appointable vs not-appointable assessments was **45% : 55%**. Scores ranged from **35.85 – 78.60** (min and max possible were 16-99.5). Mean and median averages achieved were **61** (60.80) and **60.78** respectively.

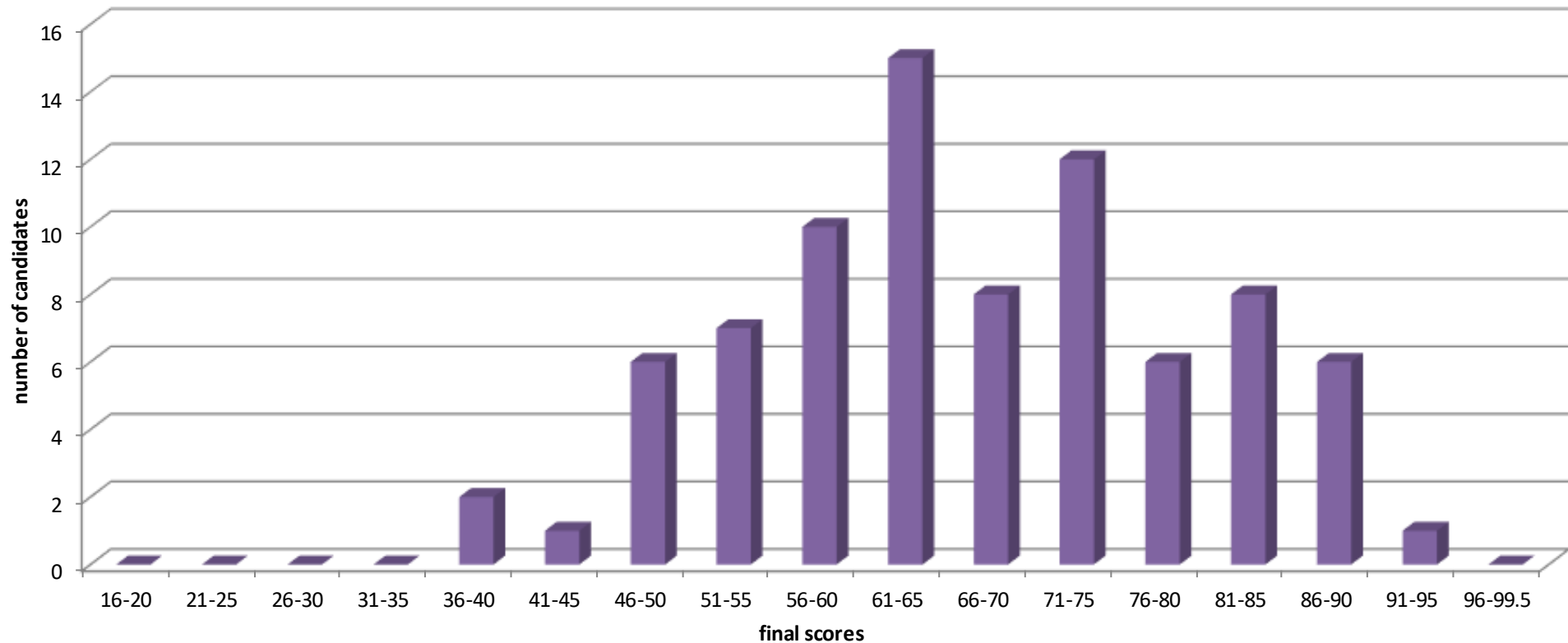




2014 ST3 Recruitment – final assessment score distribution (round 1)

The graph below shows the distribution of final assessment scores awarded to all candidates interviewed for ST3 **renal medicine** posts in 2014 ST3 recruitment round 1.

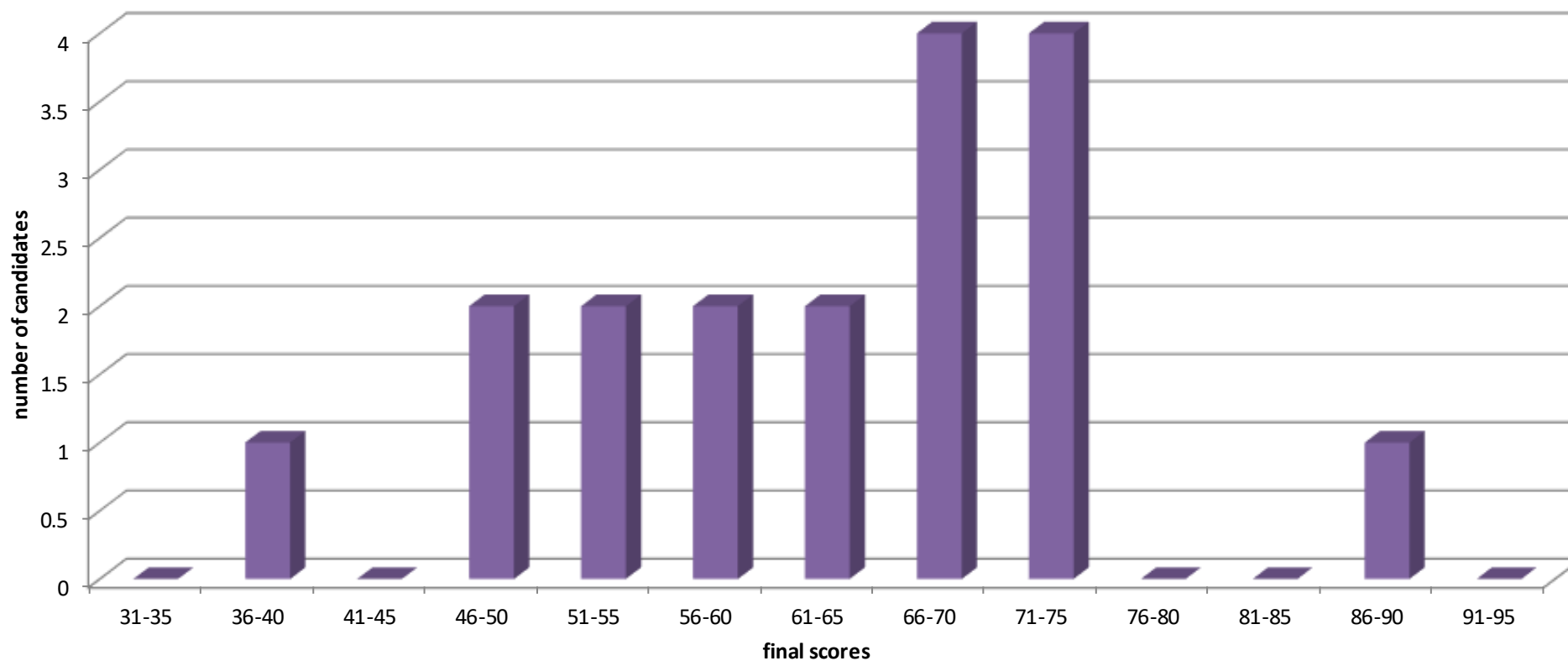
The number of applicants receiving a full assessment and final score was **82**; the split of 'appointable' vs 'not-appointable' assessments was **73% : 27%**. Scores ranged from **38.4-90.65** (min and max possible were 16.0-99.5). Mean and median averages achieved were **66** (66.66) and **65.95** respectively.



2014 ST3 Recruitment – final assessment score distribution (round 2)

The graph below shows the distribution of final assessment scores awarded to **renal medicine** candidates assessed at interview in 2014 ST3 recruitment round 2.

The number of applicants receiving a full assessment and final score was **18**; the split of appointable vs not-appointable assessments was **72% : 38%**. Scores ranged from **39.2 – 85.65** (min and max possible were 16-99.5). Mean and median averages achieved were **63** (62.77) and **65.5** respectively.

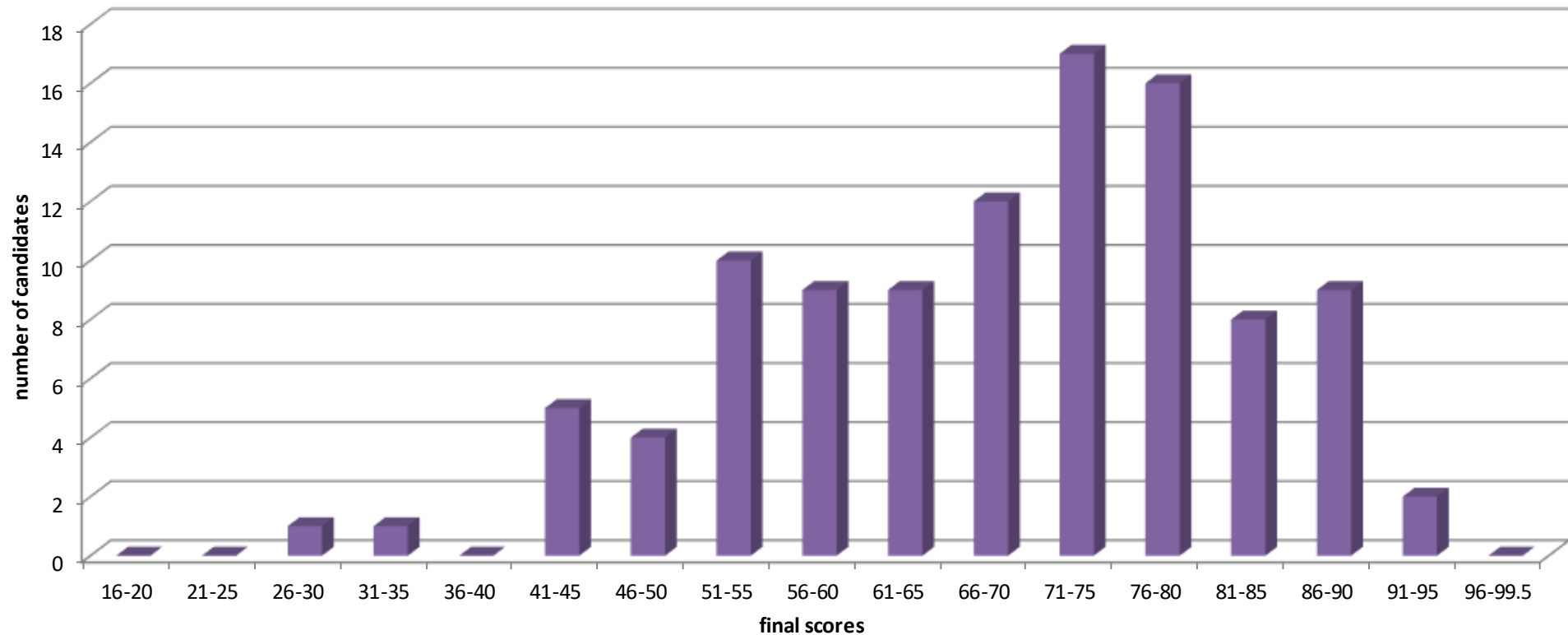




2013 ST3 Recruitment – final assessment score distribution (round 1)

The graph below shows the distribution of final assessment scores awarded to **renal medicine** candidates assessed at interview in 2013 ST3 recruitment round 1.

The number of applicants receiving a full assessment and final score was **103**; the split of appointable vs not-appointable assessments was **76% : 24%**. Scores ranged from **27.7-94.25** (min and max possible were 16.0-99.5). Mean and median averages achieved were **69** (68.51), **70.7** respectively.





2013 ST3 Recruitment – final assessment score distribution (round 2)

The graph below shows the distribution of final assessment scores awarded to **renal medicine** candidates assessed at interview in 2013 ST3 recruitment round 2.

The number of applicants receiving a full assessment and final score was **14**; the split of appointable vs not-appointable assessments was **71% : 29%**. Scores ranged from **53.60 – 85.15** (min and max possible were 16-99.5). Mean and median averages achieved were **65** (65.21) and **64.875** respectively.

