



## PHST sport and exercise medicine recruitment – final assessment score distribution

The graphs within this document show the distribution of interview scores for PHST recruitment since 2015.

The scores are recorded for each candidate attending an interview, including those that were found not to be appointable.

All scores here have been rounded to the nearest whole number; and only those candidates who received both a score for their verified application form and performance at interview have been included here. See the pages below for the number of candidates, including the percentage of those deemed appointable and non-appointable, interviewed in each round of recruitment; the range of scores obtained and the mean and median scores achieved across all candidates.

Where details for a specific year or round are not included, this should be taken to mean that the specialty was not participating in a particular round or that the specialty at that point in time had not yet joined the nationally-coordinated recruitment process.

---

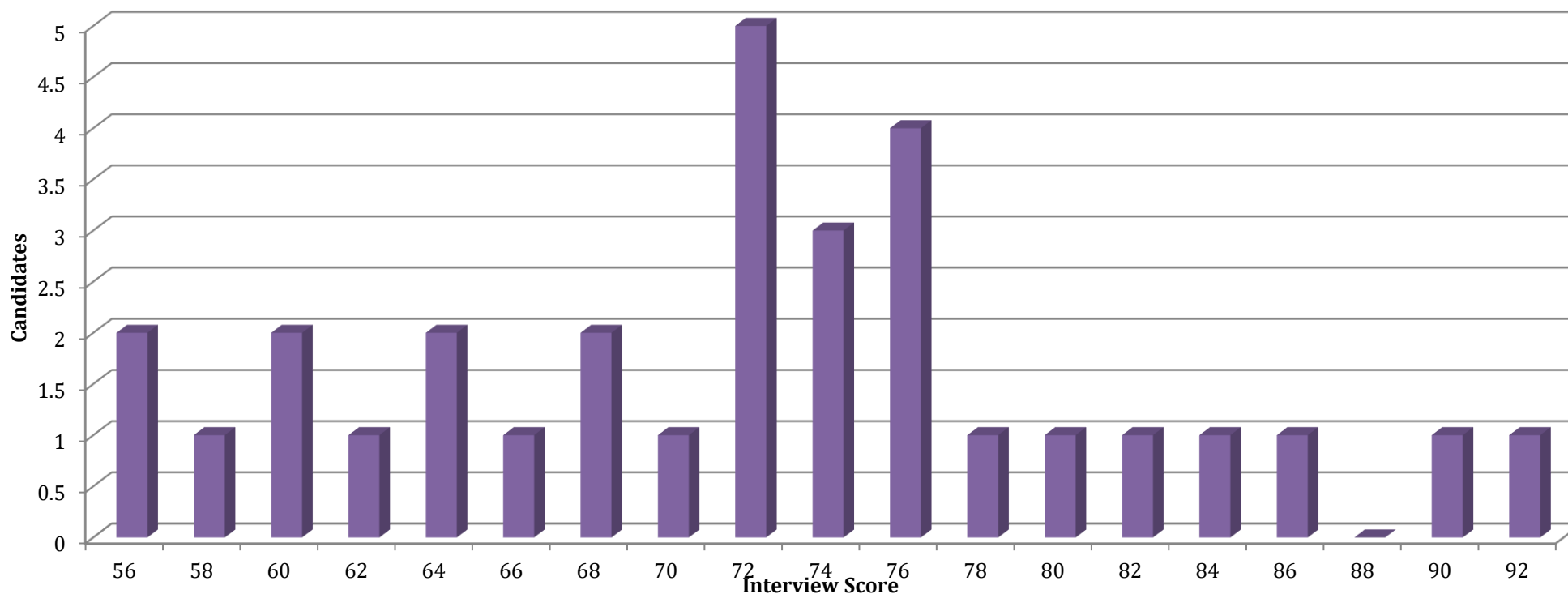


## 2025 PHST Recruitment – final assessment score distribution (round 1)

The graph below shows the distribution of final assessment scores awarded to **sport and exercise medicine** candidates assessed at interview in PHST 2025 ST3 recruitment round 1.

All scores here have been rounded to the nearest whole number; and only those candidates who received both a score for their verified application form and performance at interview have been included here.

The number of applicants receiving a full assessment and final score was **31**; the split of appointable vs not-appointable assessments was **87% : 13%**. Scores ranged from **57.1 – 92.80** (min and max possible were 16-100). Mean and median averages achieved were **73.34** and **74.00** respectively.



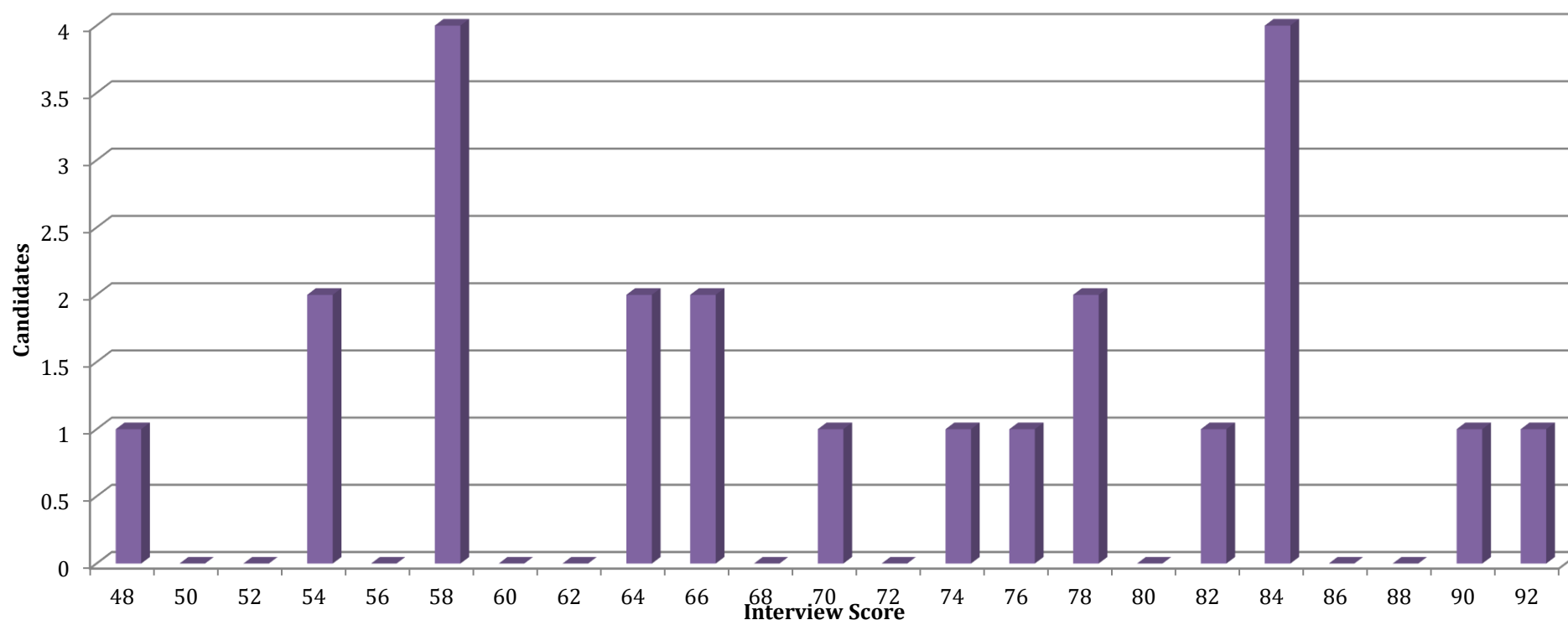


## 2024 PHST Recruitment – final assessment score distribution (round 1)

The graph below shows the distribution of final assessment scores awarded to **sport and exercise medicine** candidates assessed at interview in PHST 2024 ST3 recruitment round 1.

All scores here have been rounded to the nearest whole number; and only those candidates who received both a score for their verified application form and performance at interview have been included here.

The number of applicants receiving a full assessment and final score was **24**; the split of appointable vs not-appointable assessments was **83% : 17%**. Scores ranged from **50.3 – 95.60** (min and max possible were 16-100). Mean and median averages achieved were **72.88** and **73.25** respectively.



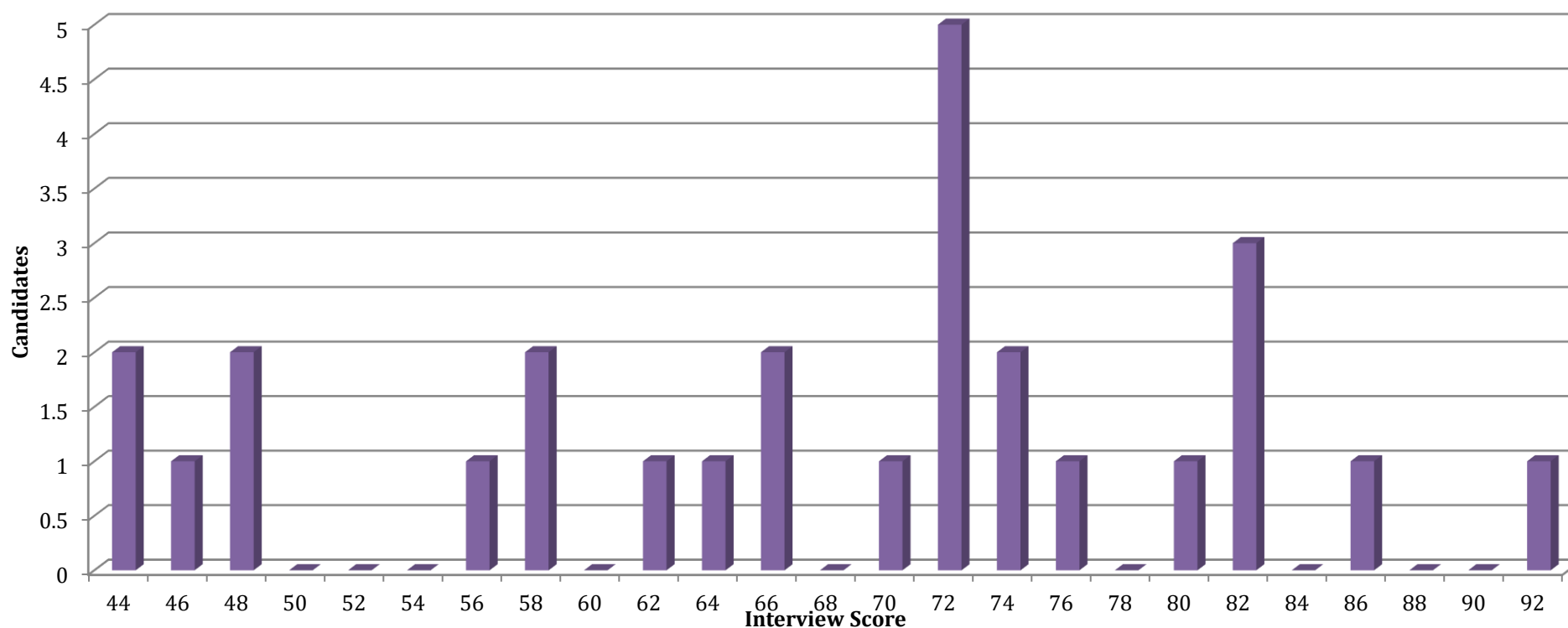


## 2023 PHST Recruitment – final assessment score distribution (round 1)

The graph below shows the distribution of final assessment scores awarded to **sport and exercise medicine** candidates assessed at interview in PHST 2023 ST3 recruitment round 1.

All scores here have been rounded to the nearest whole number; and only those candidates who received both a score for their verified application form and performance at interview have been included here.

The number of applicants receiving a full assessment and final score was **27**; the split of appointable vs not-appointable assessments was **74% : 26%**. Scores ranged from **44.8 – 92.50** (min and max possible were 16-100). Mean and median averages achieved were **68.97** and **72.80** respectively.



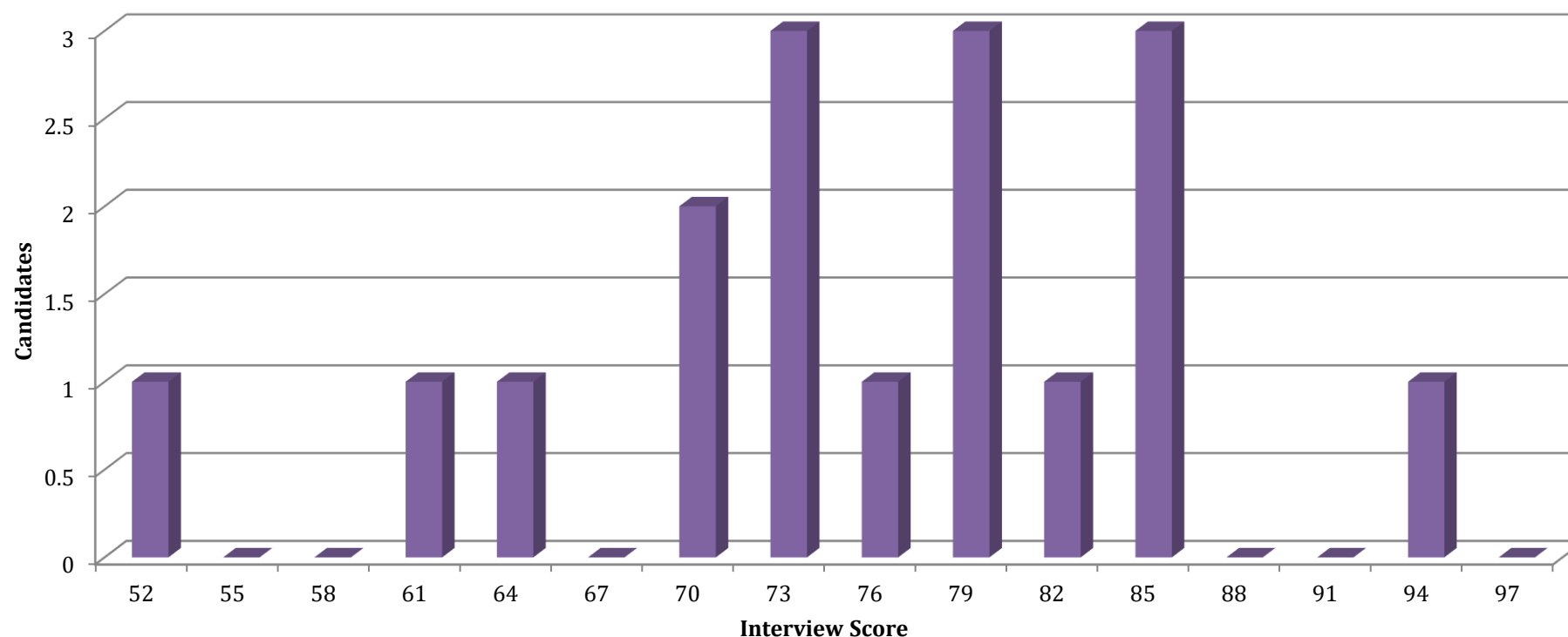


## 2022 PHST Recruitment – final assessment score distribution (round 1)

The graph below shows the distribution of final assessment scores awarded to **sport and exercise medicine** candidates assessed at interview in PHST 2022 ST3 recruitment round 1.

All scores here have been rounded to the nearest whole number; and only those candidates who received both a score for their verified application form and performance at interview have been included here.

The number of applicants receiving a full assessment and final score was **17**; the split of appointable vs not-appointable assessments was **94% : 6%**. Scores ranged from **53.8 – 95.75** (min and max possible were 16-100.3). Mean and median averages achieved were **76.70** and **77.80** respectively.



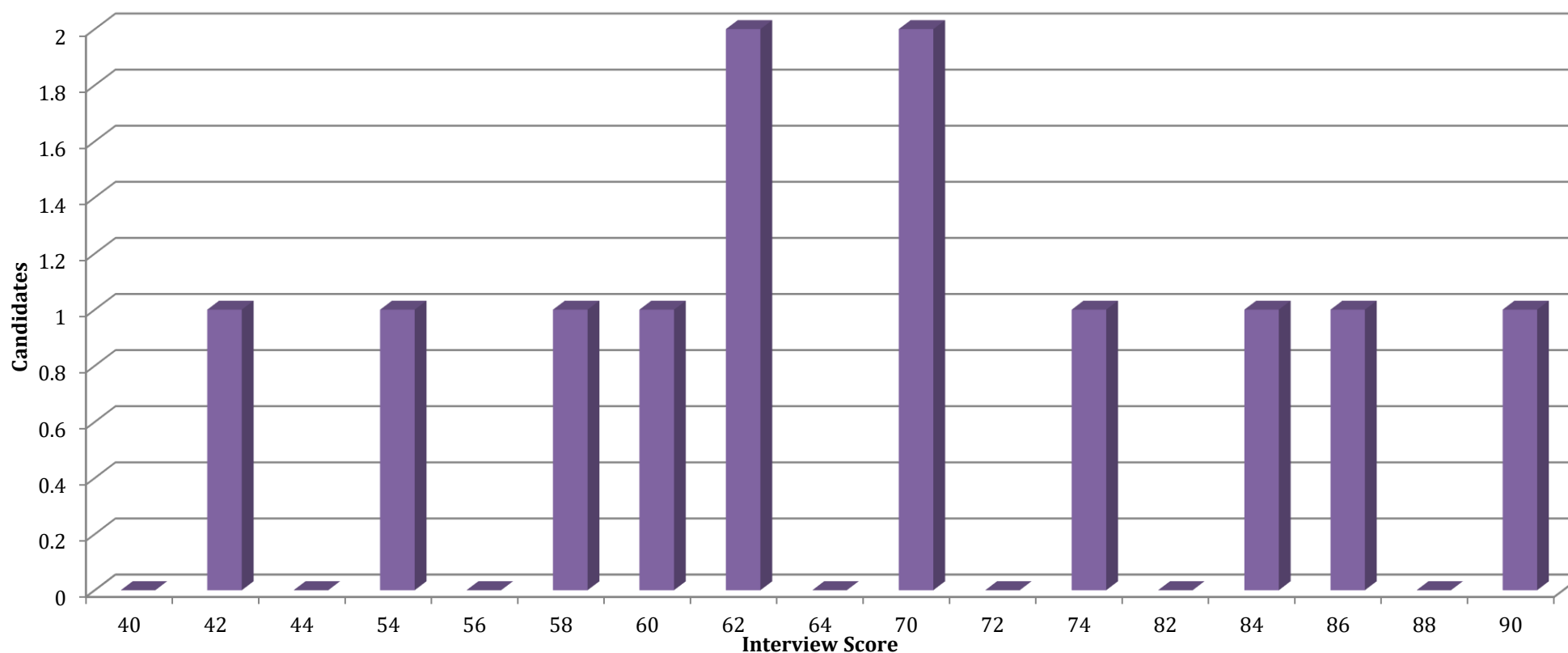


## 2021 ST3 Recruitment – final assessment score distribution (round 1)

The graph below shows the distribution of final assessment scores awarded to **sport and exercise medicine** candidates assessed at interview in 2021 ST3 recruitment round 1.

All scores here have been rounded to the nearest whole number; and only those candidates who received both a score for their verified application form and performance at interview have been included here.

The number of applicants receiving a full assessment and final score was **12**; the split of appointable vs not-appointable assessments was **92% : 8%**. Scores ranged from **42.56 – 91.40** (min and max possible were 16-100). Mean and median averages achieved were **68.97** and **67.21** respectively.

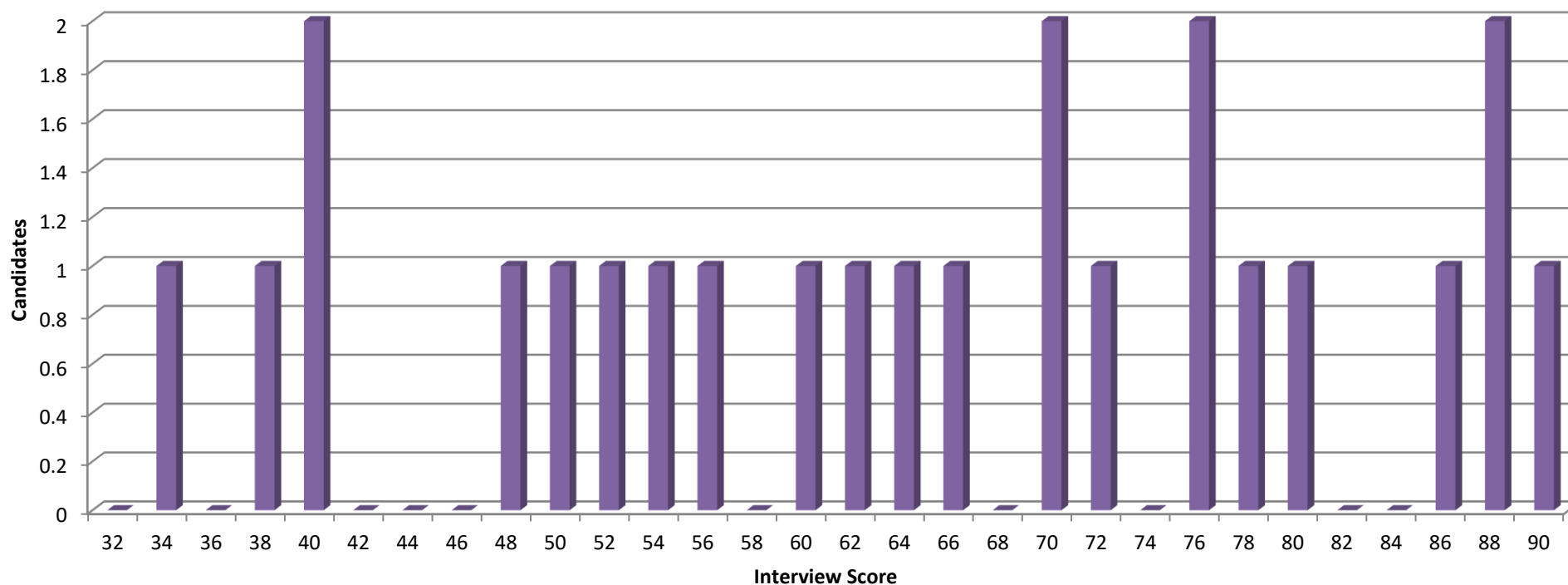


## 2020 ST3 Recruitment – final assessment score distribution (round 1)

The graph below shows the distribution of final assessment scores awarded to **sport and exercise medicine** candidates assessed at interview in 2020 ST3 recruitment round 1.

All scores here have been rounded to the nearest whole number; and only those candidates who received both a score for their verified application form and performance at interview have been included here.

The number of applicants receiving a full assessment and final score was **24**; the split of appointable vs not-appointable assessments was **63% : 38%**. Scores ranged from **35.70 – 91.50** (min and max possible were 16-100). Mean and median averages achieved were **65.47** and **66.03** respectively.

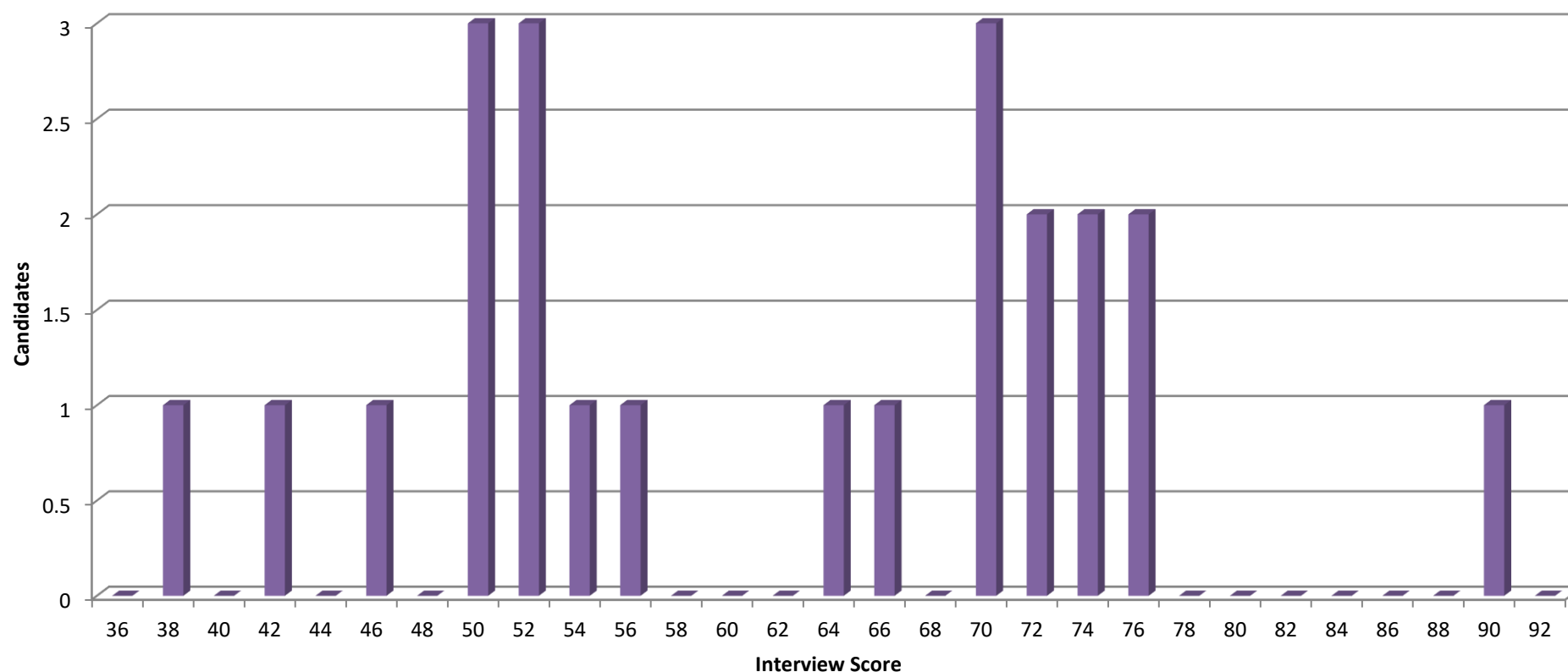


## 2019 ST3 Recruitment – final assessment score distribution (round 1)

The graph below shows the distribution of final assessment scores awarded to **sport and exercise medicine** candidates assessed at interview in 2019 ST3 recruitment round 1.

All scores here have been rounded to the nearest whole number; and only those candidates who received both a score for their verified application form and performance at interview have been included here.

The number of applicants receiving a full assessment and final score was **23**; the split of appointable vs not-appointable assessments was **52% : 48%**. Scores ranged from **37.15 – 89.00** (min and max possible were 16-100). Mean and median averages achieved were **61.26** and **63.00** respectively.



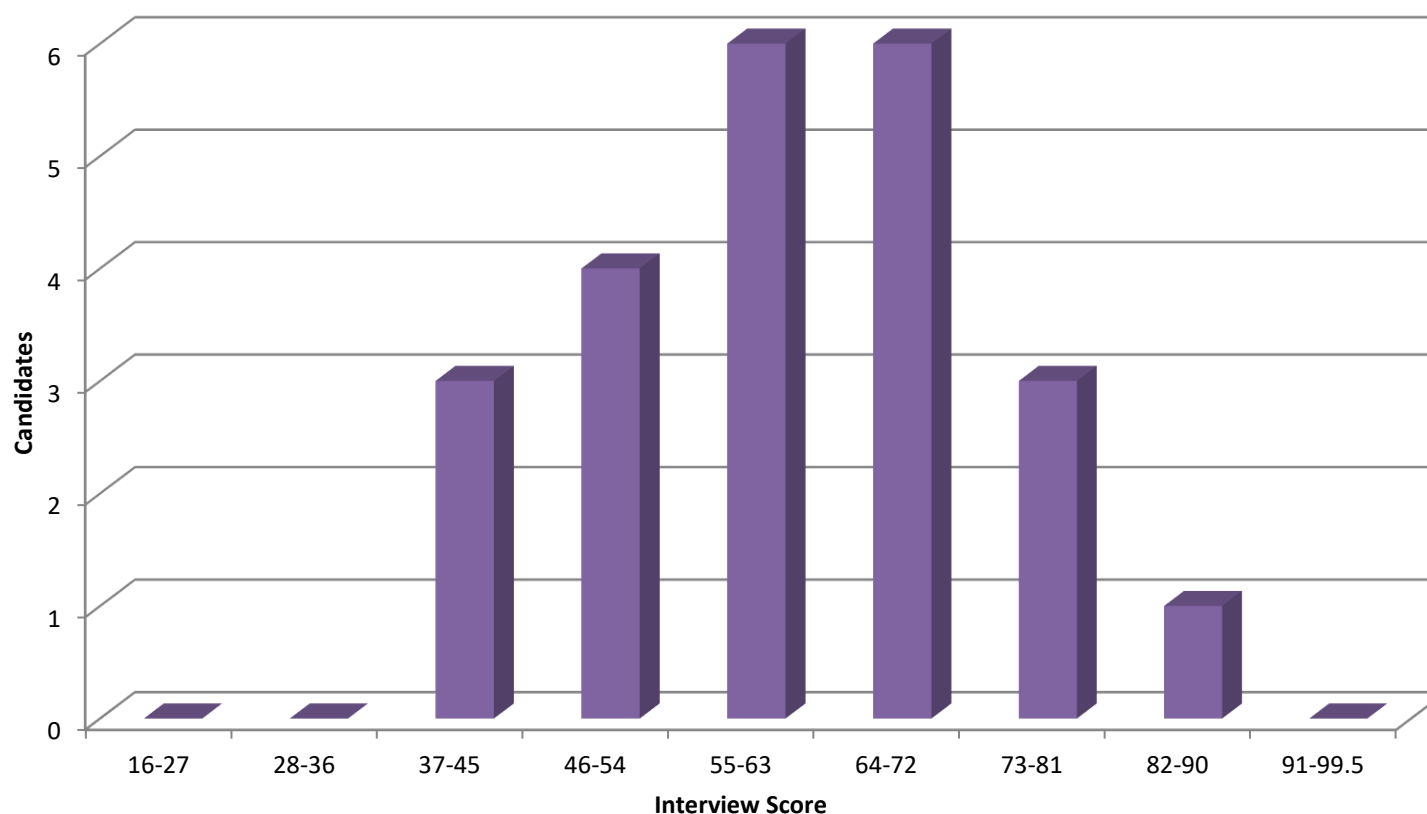


## 2018 ST3 Recruitment – final assessment score distribution (round 1)

The graph below shows the distribution of final assessment scores awarded to **sport and exercise medicine** candidates assessed at interview in 2018 ST3 recruitment round 1.

All scores here have been rounded to the nearest whole number; and only those candidates who received both a score for their verified application form and performance at interview have been included here.

The number of applicants receiving a full assessment and final score was 23; the split of appointable vs not-appointable assessments was **52% : 48%**. Scores ranged from **42.5 – 81.75** (min and max possible were 16-100). Mean and median averages achieved were **61.50** and **62.05** respectively.



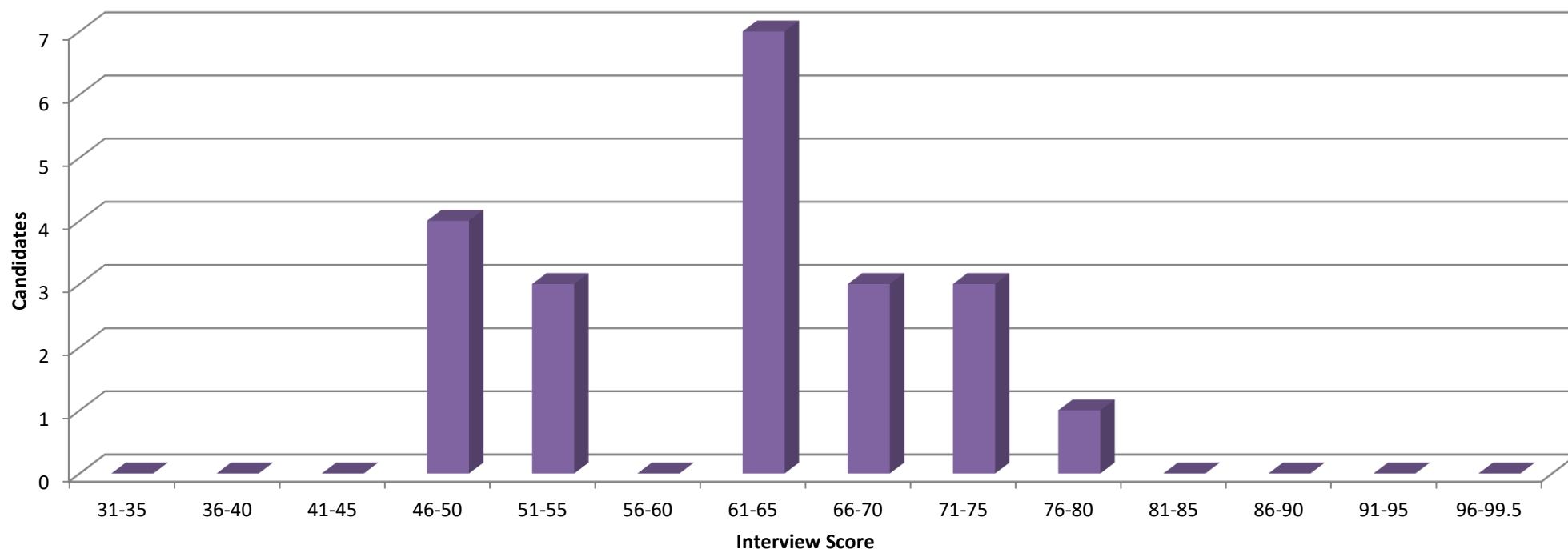


## 2017 ST3 Recruitment – final assessment score distribution (round 1)

The graph below shows the distribution of final assessment scores awarded to **sport and exercise medicine** candidates assessed at interview in 2017 ST3 recruitment round 1.

All scores here have been rounded to the nearest whole number; and only those candidates who received both a score for their verified application form and performance at interview have been included here.

The number of applicants receiving a full assessment and final score was 21; the split of appointable vs not-appointable assessments was **57% : 43%**. Scores ranged from **46.65 – 78.70** (min and max possible were 16-99.5). Mean and median averages achieved were **62.01** and **64.35** respectively.

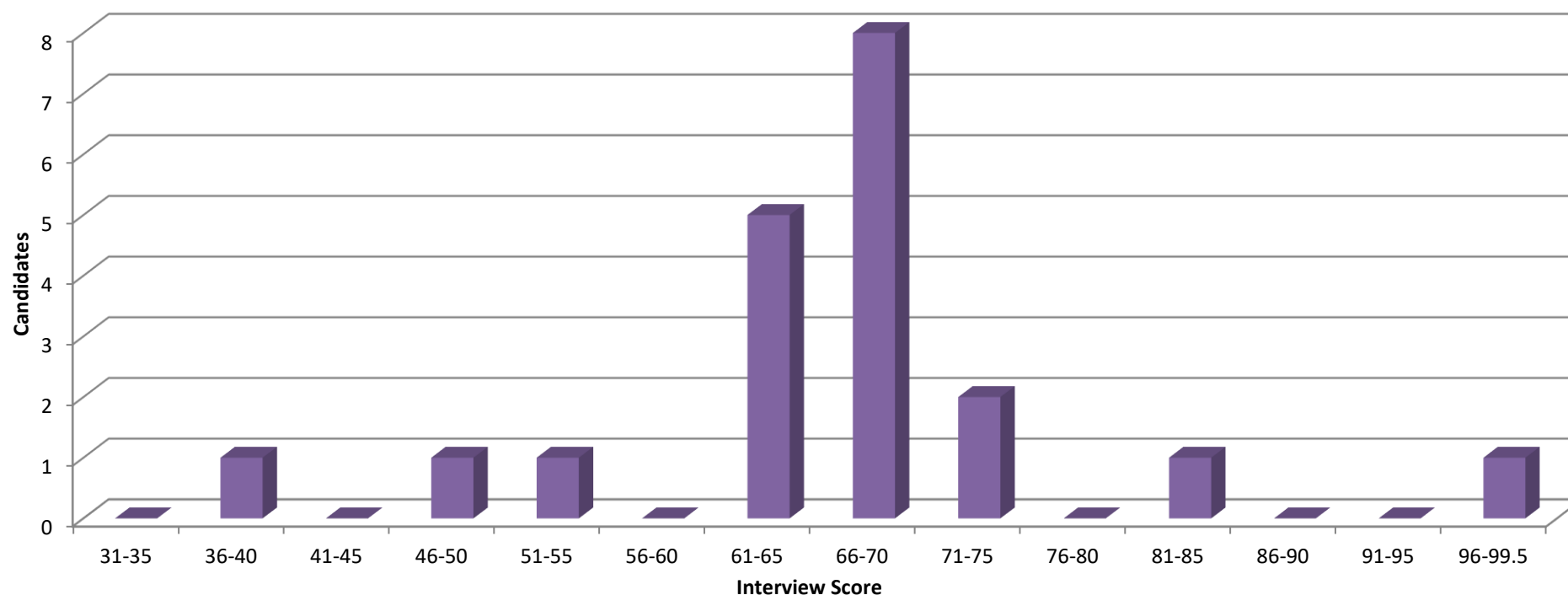


## 2016 ST3 Recruitment – final assessment score distribution (round 1)

The graph below shows the distribution of final assessment scores awarded to **sport and exercise medicine** candidates assessed at interview in 2016 ST3 recruitment round 1.

All scores here have been rounded to the nearest whole number; and only those candidates who received both a score for their verified application form and performance at interview have been included here.

The number of applicants receiving a full assessment and final score was 20; the split of appointable vs not-appointable assessments was **90% : 10%**. Scores ranged from **35.60 – 97.00** (min and max possible were 16-99.5). Mean and median averages achieved were **65.55** and **66.88** respectively.



## 2015 ST3 Recruitment – final assessment score distribution (round 1)

The graph below shows the distribution of final assessment scores awarded to **sport and exercise medicine** candidates assessed at interview in 2015 ST3 recruitment round 1.

All scores here have been rounded to the nearest whole number; and only those candidates who received both a score for their verified application form and performance at interview have been included here.

The number of applicants receiving a full assessment and final score was 24; the split of appointable vs not-appointable assessments was **54% : 46%**. Scores ranged from **39.60 – 92.00** (min and max possible were 16-99.5). Mean and median averages achieved were **63.90** and **60.95** respectively.

