



PHST respiratory medicine recruitment – final assessment score distribution

The graphs within this document show the distribution of interview scores for rounds 1 and 2 of PHST recruitment since 2013.

The scores are recorded for each candidate attending an interview, including those that were found not to be appointable.

All scores here have been rounded to the nearest whole number; and only those candidates who received both a score for their submitted application form and performance at interview have been included here. See the pages below for the number of candidates, including the percentage of those deemed appointable and non-appointable, interviewed in each round of recruitment; the range of scores obtained and the mean and median scores achieved across all candidates.

Where details for a specific year or round are not included, this should be taken to mean that the specialty was not participating in a particular round or that the specialty at that point in time had not yet joined the nationally-coordinated recruitment process.

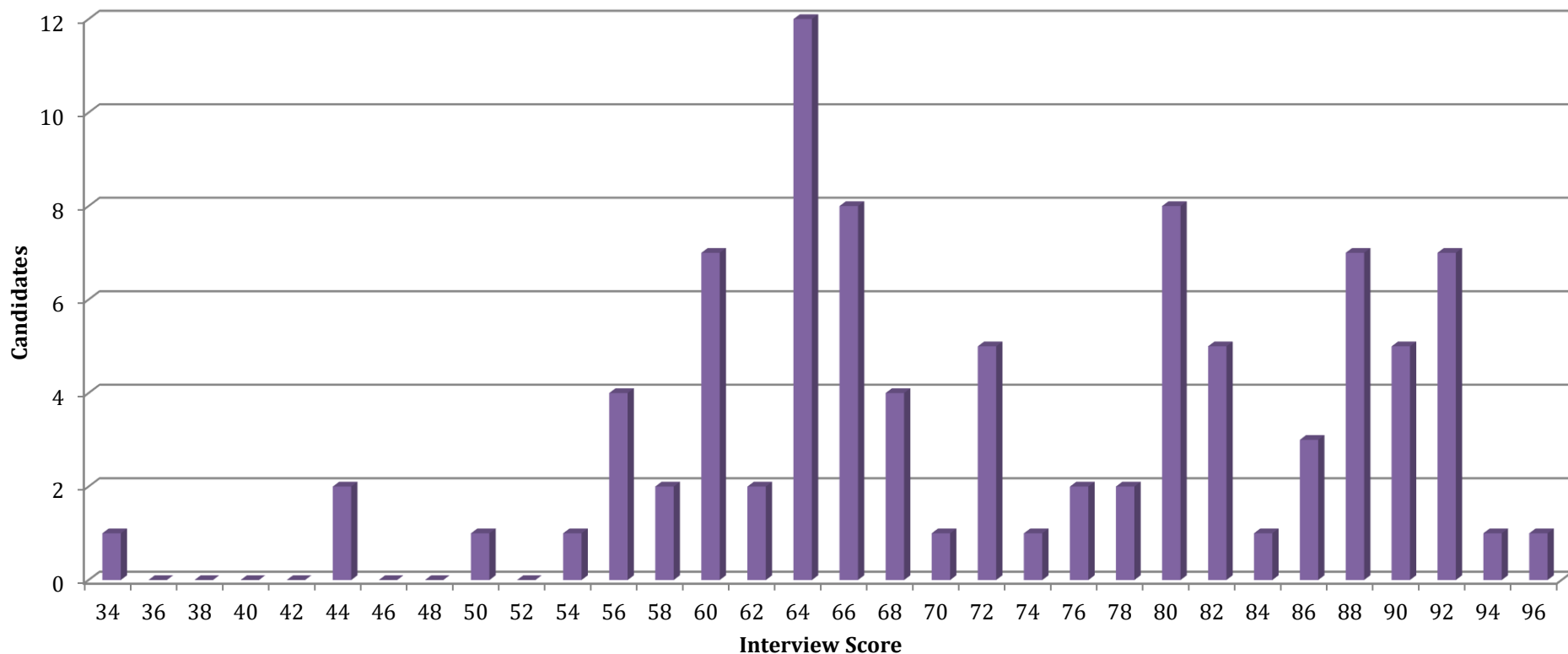


2024 PHST Recruitment – final assessment score distribution (round 2)

The graph below shows the distribution of final assessment scores awarded to **respiratory medicine** candidates assessed at interview in PHST 2024 ST4 recruitment round 2.

All scores here have been rounded to the nearest whole number; and only those candidates who received both a score for their submitted application form and performance at interview have been included here.

The number of applicants receiving a full assessment and final score was **93**; the split of appointable vs not-appointable assessments was **88%:12%**. Scores ranged from **35.2 – 96.00** (min and max possible were 16-100). Mean and median averages achieved were **73.35** and **72.80** respectively.



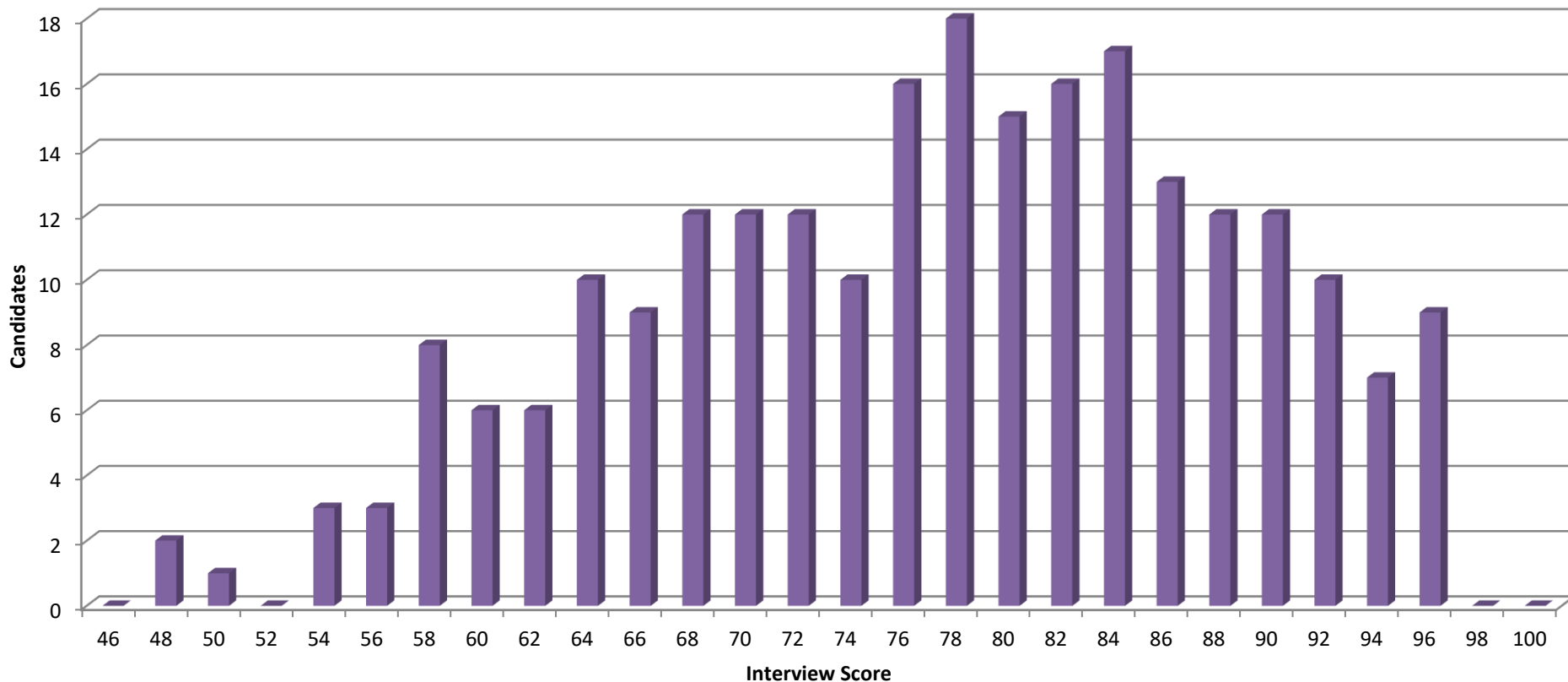


2024 PHST Recruitment – final assessment score distribution (round 1)

The graph below shows the distribution of final assessment scores awarded to **respiratory medicine** candidates assessed at interview in PHST 2024 ST4 recruitment round 1.

All scores here have been rounded to the nearest whole number; and only those candidates who received both a score for their submitted application form and performance at interview have been included here.

The number of applicants receiving a full assessment and final score was **239**; the split of appointable vs not-appointable assessments was **91%:9%**. Scores ranged from **47.6 – 97.20** (min and max possible were 16-100). Mean and median averages achieved were **77.57** and **78.40** respectively.



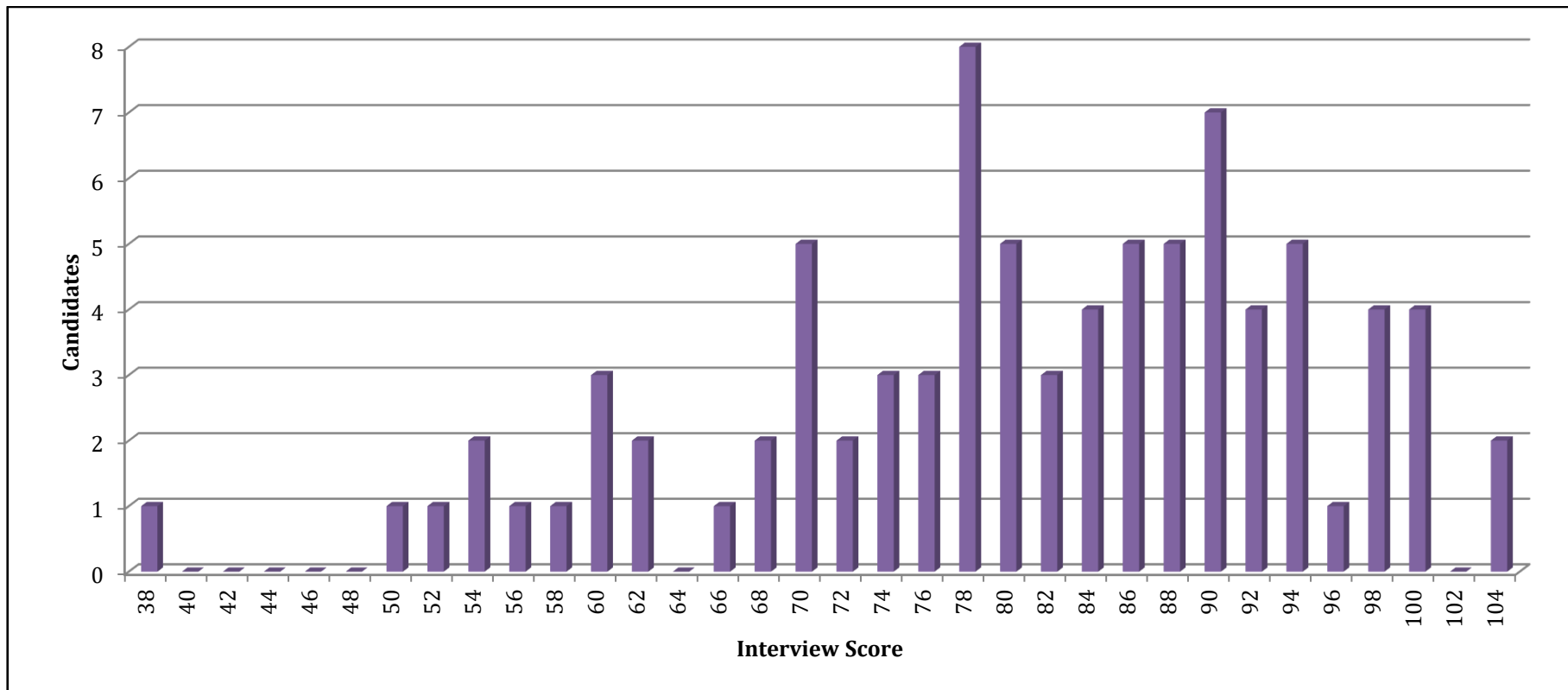


2023 PHST Recruitment – final assessment score distribution (round 2)

The graph below shows the distribution of final assessment scores awarded to **respiratory medicine** candidates assessed at interview in PHST 2023 ST4 recruitment round 2.

All scores here have been rounded to the nearest whole number; and only those candidates who received both a score for their submitted application form and performance at interview have been included here.

The number of applicants receiving a full assessment and final score was **85**; the split of appointable vs not-appointable assessments was **87%:13%**. Scores ranged from **38.1 – 104.00** (min and max possible were 16-110). Mean and median averages achieved were **80.98** and **82.60** respectively.



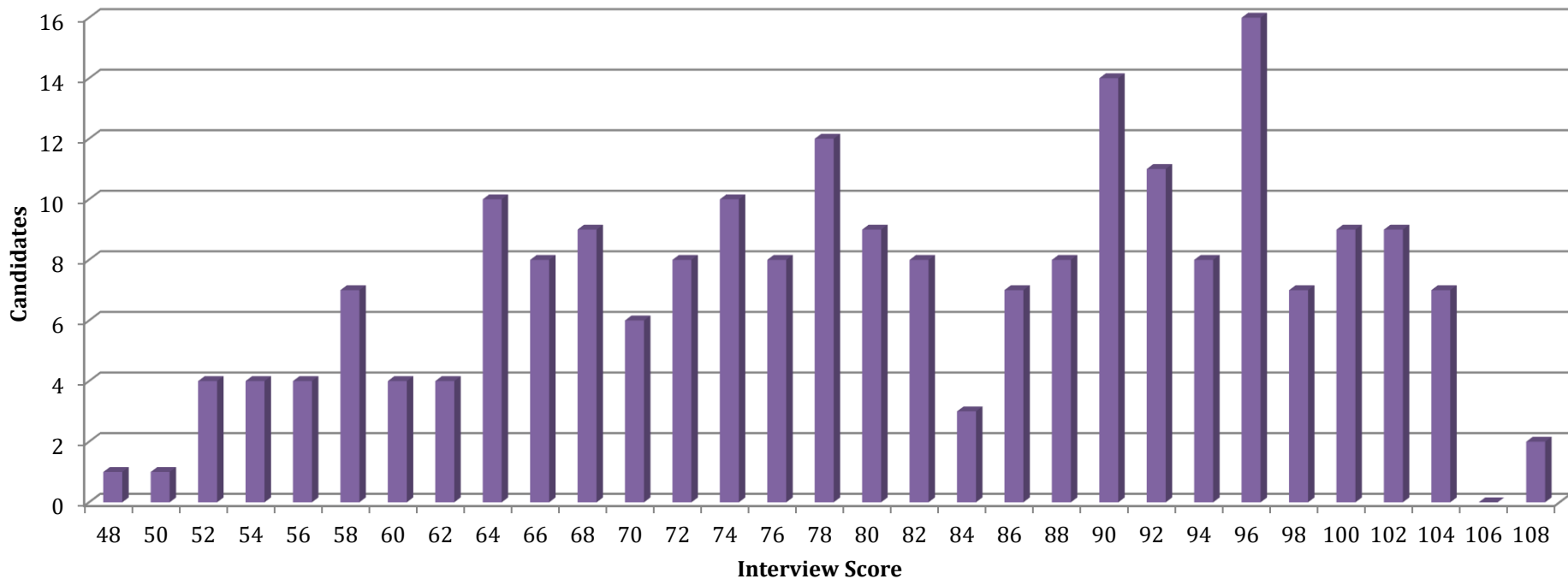


2023 PHST Recruitment – final assessment score distribution (round 1)

The graph below shows the distribution of final assessment scores awarded to **respiratory medicine** candidates assessed at interview in PHST 2023 ST4 recruitment round 1.

All scores here have been rounded to the nearest whole number; and only those candidates who received both a score for their submitted application form and performance at interview have been included here.

The number of applicants receiving a full assessment and final score was **218**; the split of appointable vs not-appointable assessments was **84%:16%**. Scores ranged from **47.5 – 108** (min and max possible were 16-110). Mean and median averages achieved were **81.39** and **81.35** respectively.



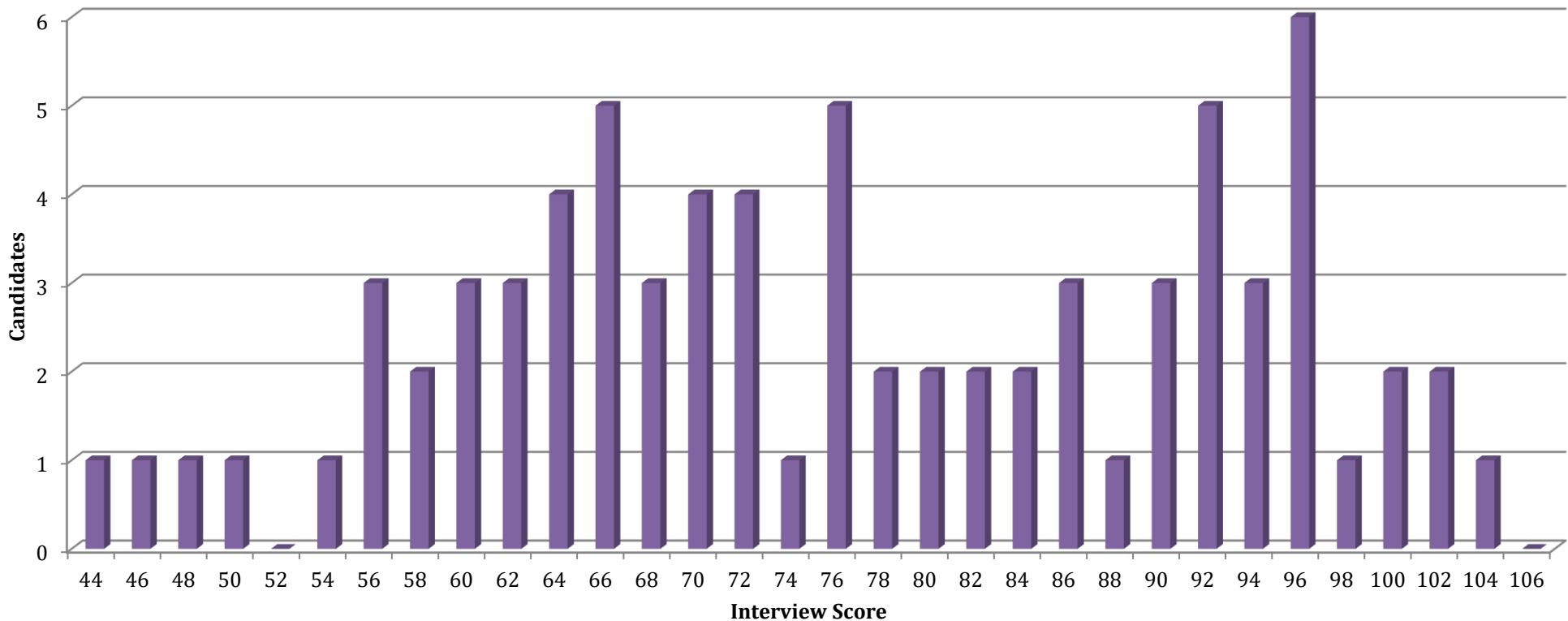


2022 PHST Recruitment – final assessment score distribution (round 2)

The graph below shows the distribution of final assessment scores awarded to **respiratory medicine** candidates assessed at interview in PHST 2022 ST4 recruitment round 2.

All scores here have been rounded to the nearest whole number; and only those candidates who received both a score for their submitted application form and performance at interview have been included here.

The number of applicants receiving a full assessment and final score was **77**; the split of appointable vs not-appointable assessments was **79%:21%**. Scores ranged from **45.4 – 104.25** (min and max possible were 16-110.3). Mean and median averages achieved were **77.11** and **76.4** respectively.



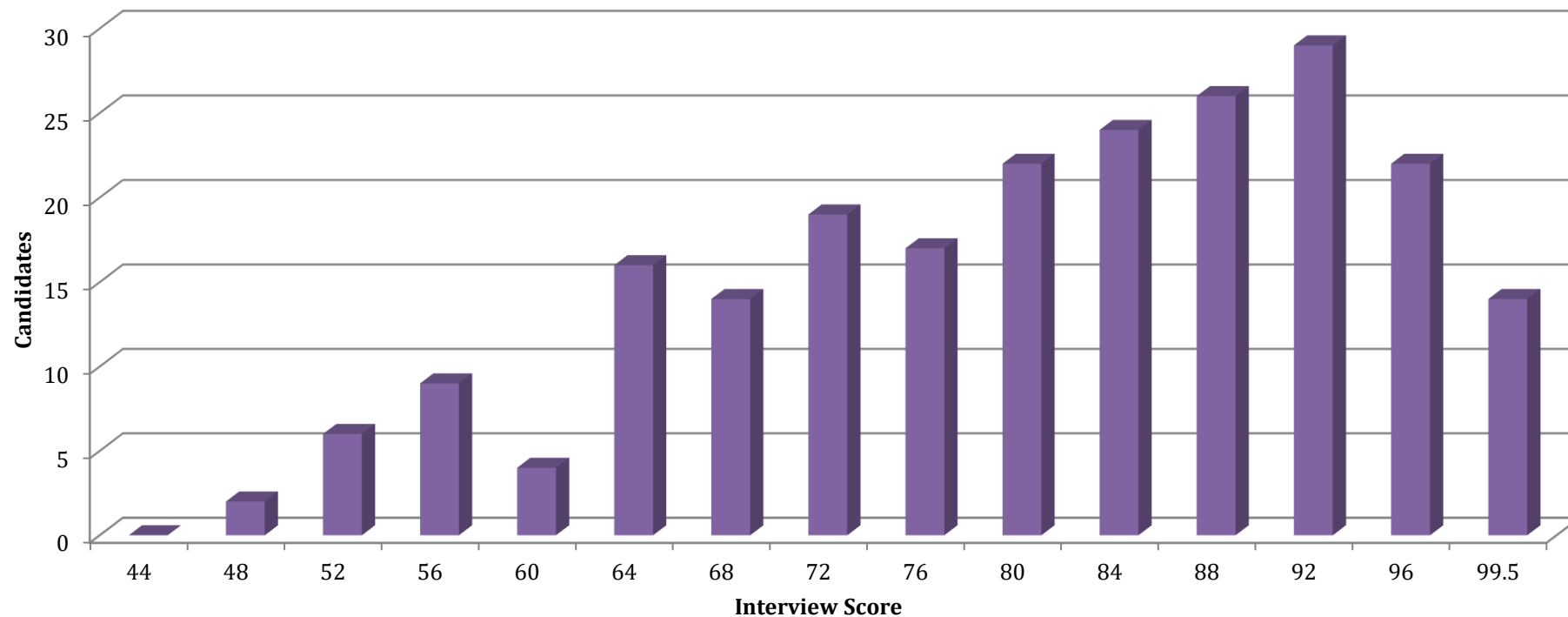


2022 PHST Recruitment – final assessment score distribution (round 1)

The graph below shows the distribution of final assessment scores awarded to **respiratory medicine** candidates assessed at interview in PHST 2022 ST4 recruitment round 1.

All scores here have been rounded to the nearest whole number; and only those candidates who received both a score for their submitted application form and performance at interview have been included here.

The number of applicants receiving a full assessment and final score was **254**; the split of appointable vs not-appointable assessments was **88%:12%**. Scores ranged from **47.6 – 107.15** (min and max possible were 16-110.3). Mean and median averages achieved were **82.98** and **85.18** respectively.



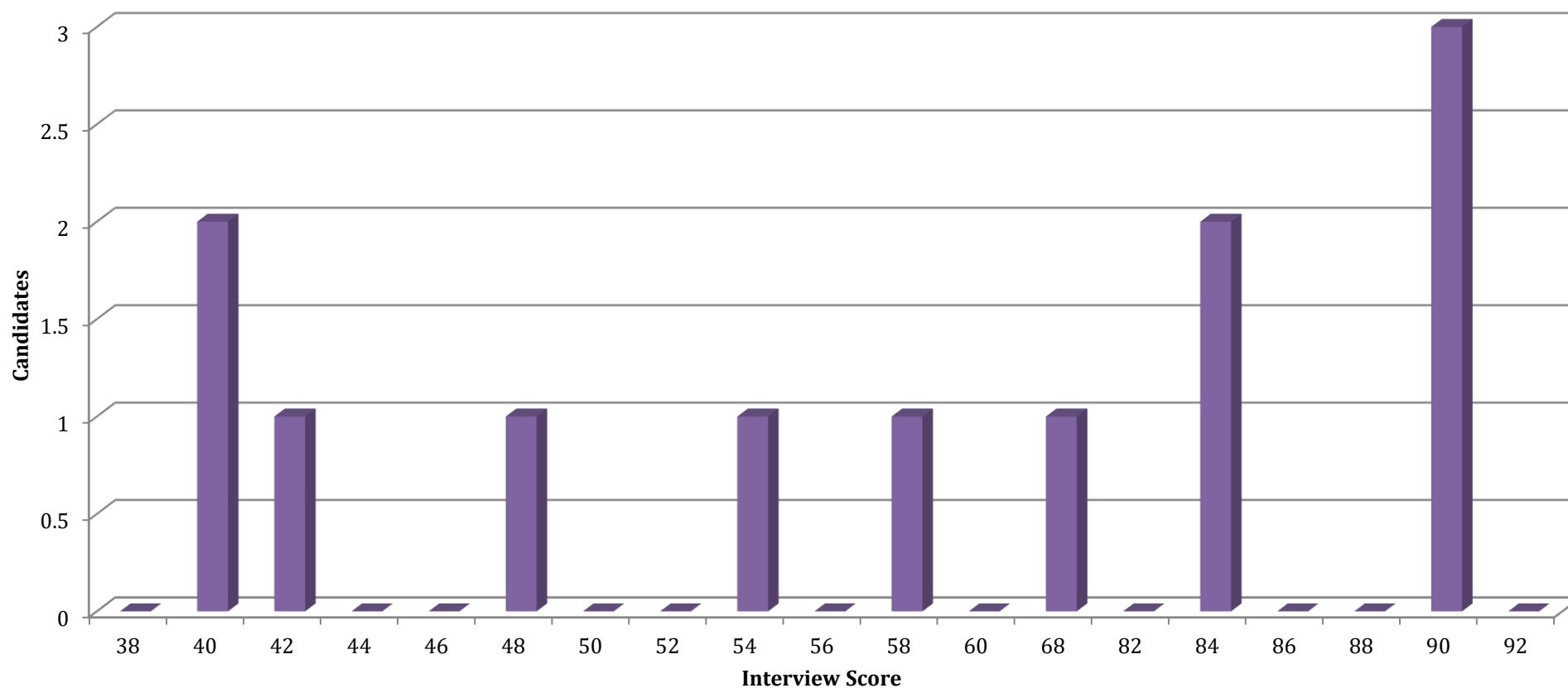


2021 ST3 Recruitment – final assessment score distribution (round 1)

The graph below shows the distribution of final assessment scores awarded to **respiratory medicine** candidates assessed at interview in 2021 ST3 recruitment round 1.

All scores here have been rounded to the nearest whole number; and only those candidates who received both a score for their submitted application form and performance at interview have been included here.

The number of applicants receiving a full assessment and final score was **12**; the split of appointable vs not-appointable assessments was **58%:42%**. Scores ranged from **40.68 – 91.52** (min and max possible were 16-100.4). Mean and median averages achieved were **66.99** and **64.59** respectively.



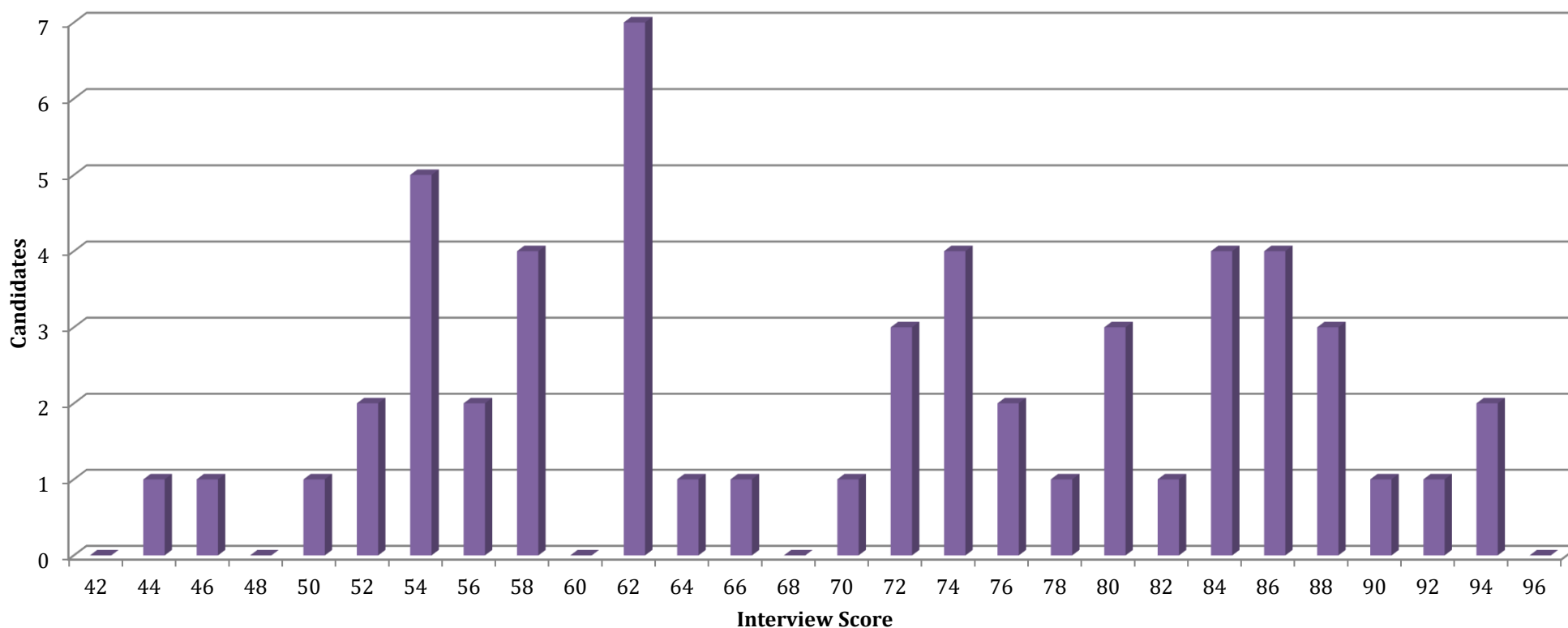


2020 ST3 Recruitment – final assessment score distribution (round 2)

The graph below shows the distribution of final assessment scores awarded to **respiratory medicine** candidates assessed at interview in 2020 ST3 recruitment round 2.

All scores here have been rounded to the nearest whole number; and only those candidates who received both a score for their submitted application form and performance at interview have been included here.

The number of applicants receiving a full assessment and final score was **55**; the split of appointable vs not-appointable assessments was **78%:22%**. Scores ranged from **46.2 – 95.9** (min and max possible were 16-100.4). Mean and median averages achieved were **71.89** and **73.80** respectively.



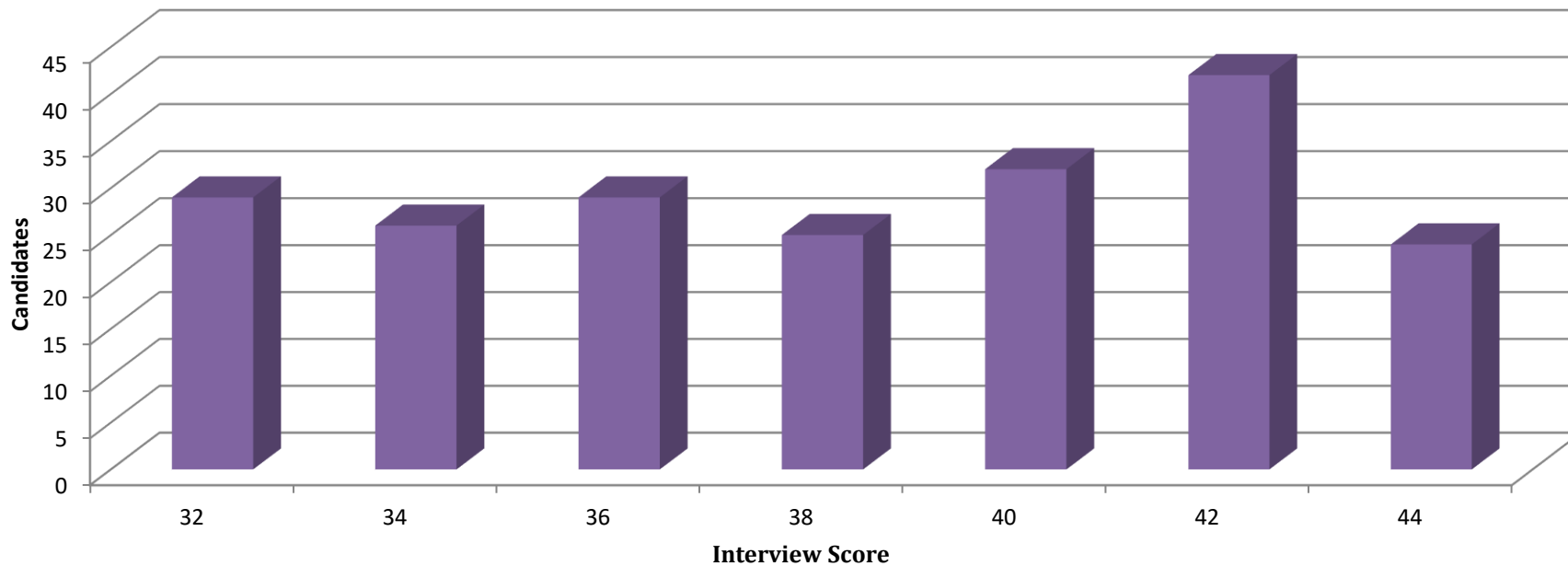


2020 ST3 Recruitment – final assessment score distribution (round 1)

Please note that some interviews took place before the decision was taken to cancel all face to face interviews as a result of the outbreak of COVID-19. Interviews for Respiratory medicine hosted in the North West and Scotland region had already taken place therefore the information presented in the Final Score data only includes the scores for this region. Please bear this in mind when comparing this data with previous years as it is only partially reflective of interview scores.

The graph below shows the distribution of final assessment scores awarded to **respiratory medicine** candidates assessed using the revised scoring process in 2020 ST3 recruitment round 1.

The number of applicants receiving a full assessment and final score was **371**; the split of candidates who met the threshold vs candidates who have not met the threshold was **63% : 37%**. Scores ranged from **6.8 – 46** (min and max possible were 1-48). Mean and median averages achieved were **32.91** and **34** respectively.



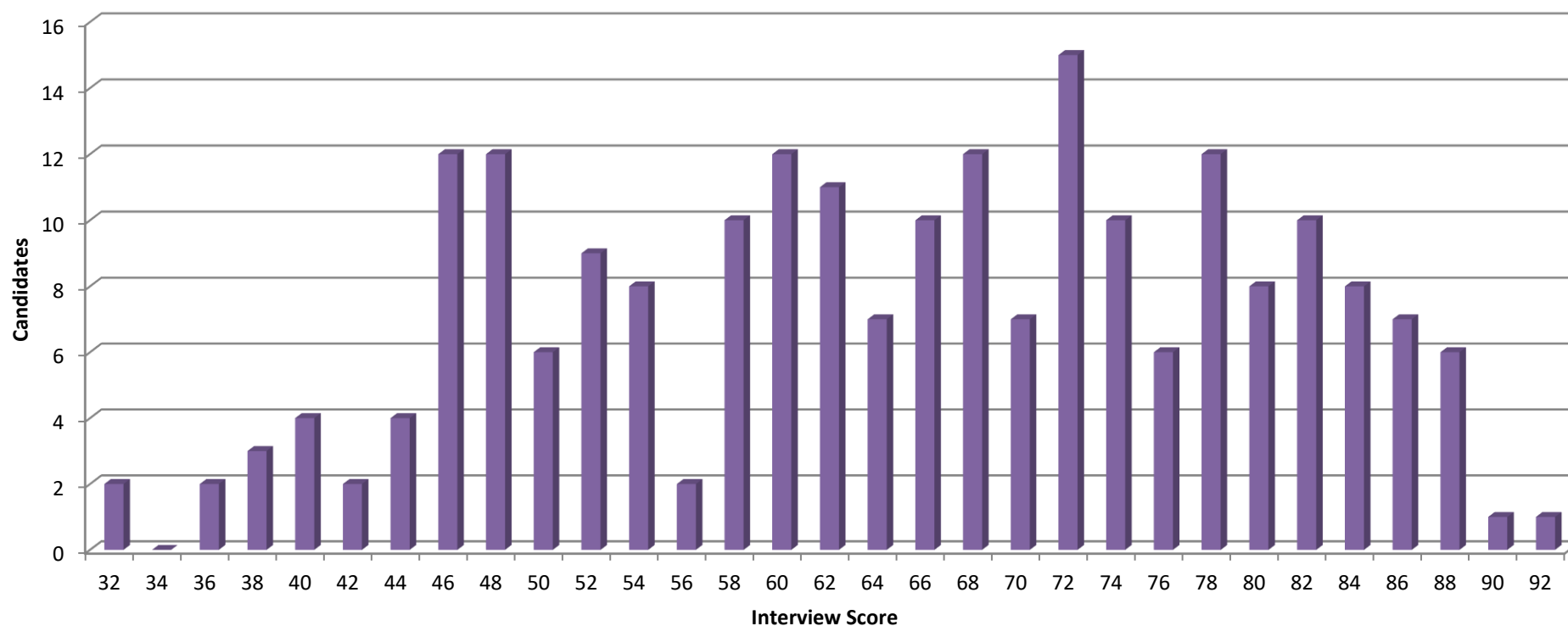


2019 ST3 Recruitment – final assessment score distribution (round 1)

The graph below shows the distribution of final assessment scores awarded to **respiratory medicine** candidates assessed at interview in 2019 ST3 recruitment round 1.

All scores here have been rounded to the nearest whole number; and only those candidates who received both a score for their submitted application form and performance at interview have been included here.

The number of applicants receiving a full assessment and final score was **219**; the split of appointable vs not-appointable assessments was **75% : 25%**. Scores ranged from **31.8 – 92.00** (min and max possible were 16-100). Mean and median averages achieved were **64.57** and **65.40** respectively.



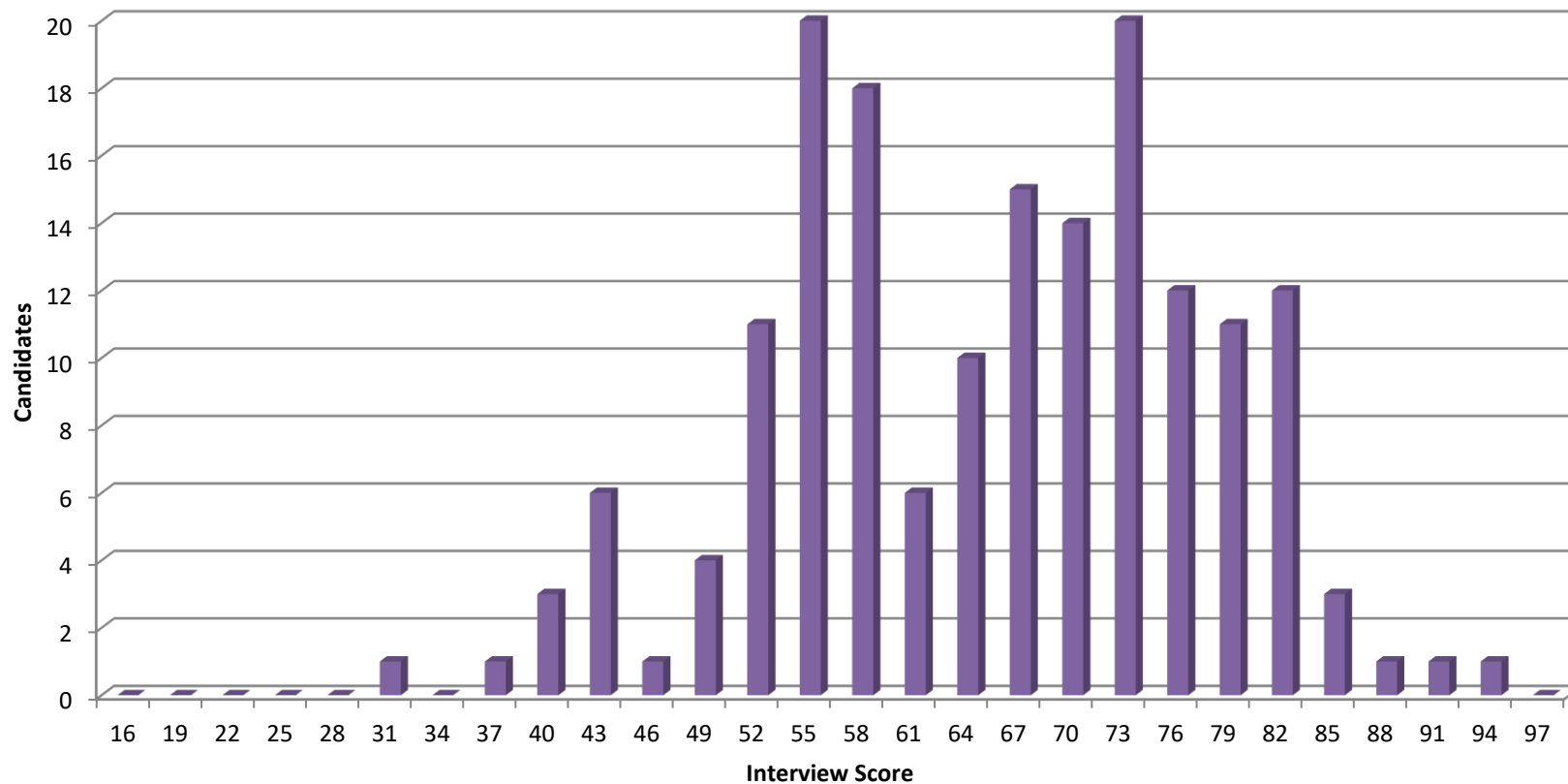


2018 ST3 Recruitment – final assessment score distribution (round 1)

The graph below shows the distribution of final assessment scores awarded to **respiratory medicine** candidates assessed at interview in 2018 ST3 recruitment round 1.

All scores here have been rounded to the nearest whole number; and only those candidates who received both a score for their submitted application form and performance at interview have been included here.

The number of applicants receiving a full assessment and final score was 171; the split of appointable vs not-appointable assessments was **84% : 16%**. Scores ranged from **31.8 – 95.00** (min and max possible were 16-100). Mean and median averages achieved were **66.15** and **67.20** respectively.



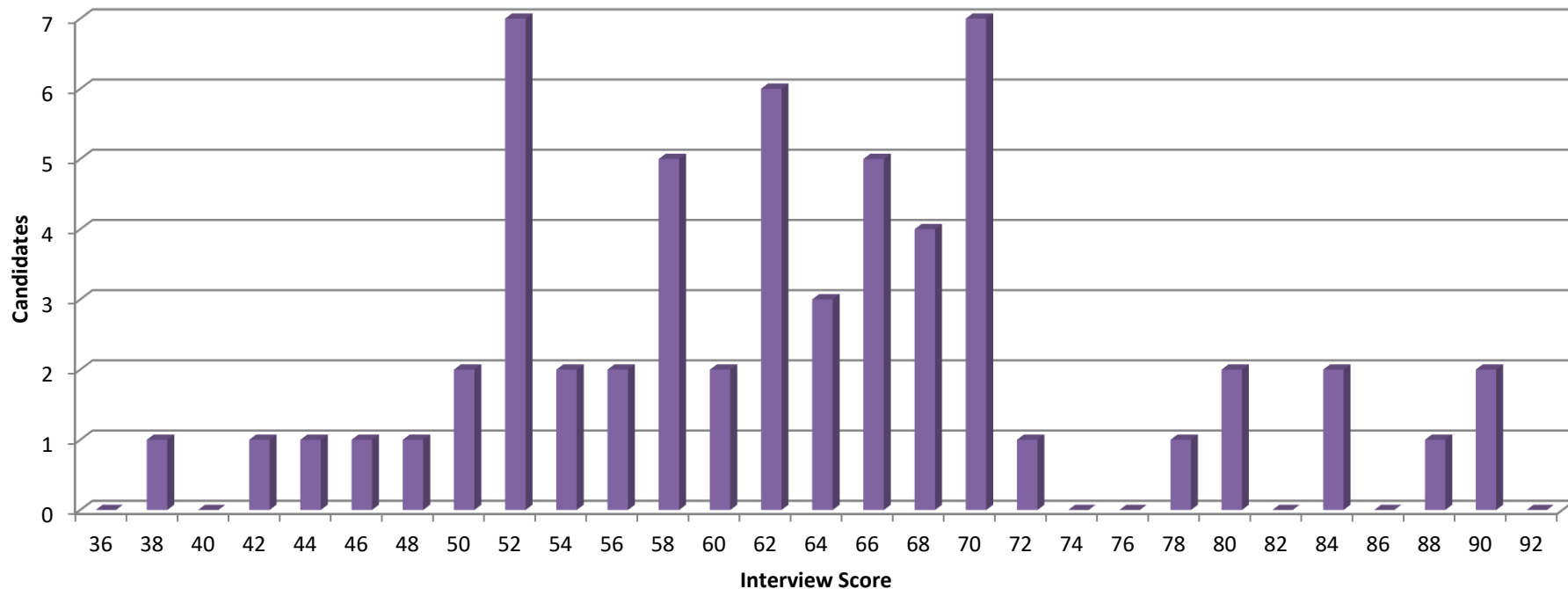


2018 ST3 Recruitment – final assessment score distribution (round 2)

The graph below shows the distribution of final assessment scores awarded to **respiratory medicine** candidates assessed at interview in 2018 ST3 recruitment round 2.

All scores here have been rounded to the nearest whole number; and only those candidates who received both a score for their submitted application form and performance at interview have been included here.

The number of applicants receiving a full assessment and final score was 59; the split of appointable vs not-appointable assessments was **78%:22%**. Scores ranged from **37.2 – 90.2** (min and max possible were 16-100). Mean and median averages achieved were **66.99** and **62.00** respectively.



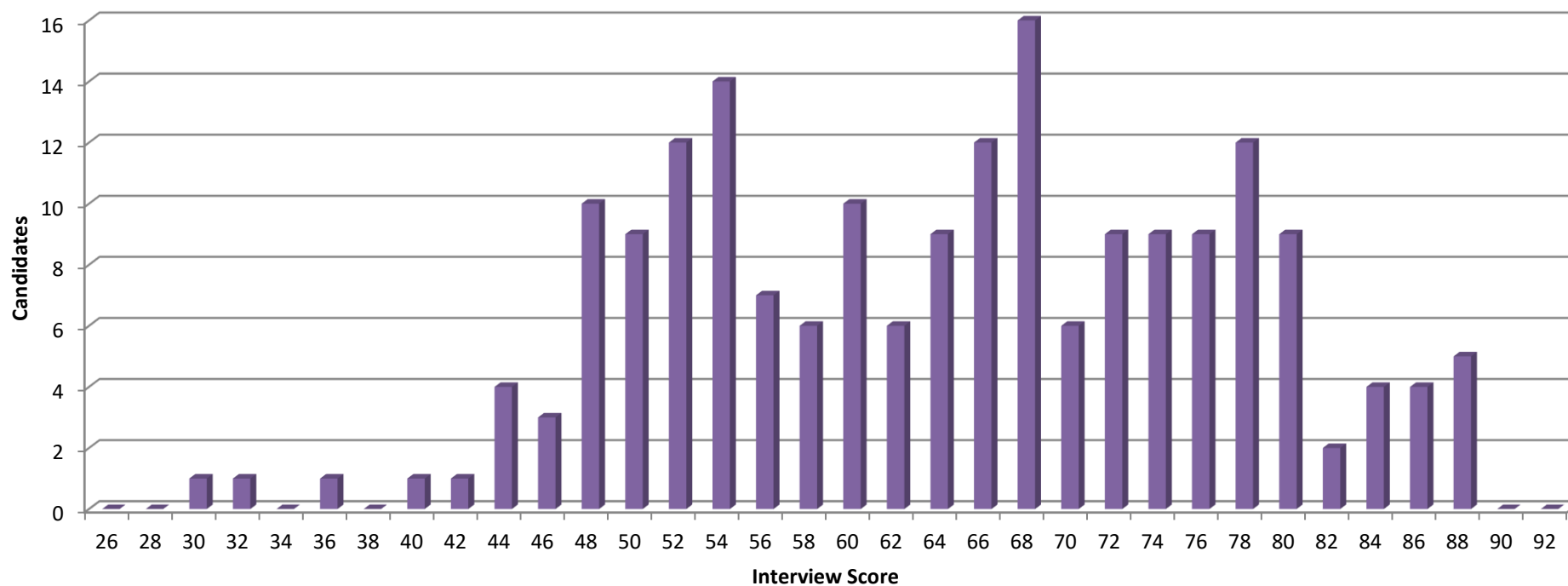


2017 ST3 Recruitment – final assessment score distribution (round 1)

The graph below shows the distribution of final assessment scores awarded to **respiratory medicine** candidates assessed at interview in 2017 ST3 recruitment round 1.

All scores here have been rounded to the nearest whole number; and only those candidates who received both a score for their submitted application form and performance at interview have been included here.

The number of applicants receiving a full assessment and final score was 192; the split of appointable vs not-appointable assessments was **82% : 18%**. Scores ranged from **31.4 – 89.6** (min and max possible were 16-100). Mean and median averages achieved were **65.75** and **66.90** respectively.



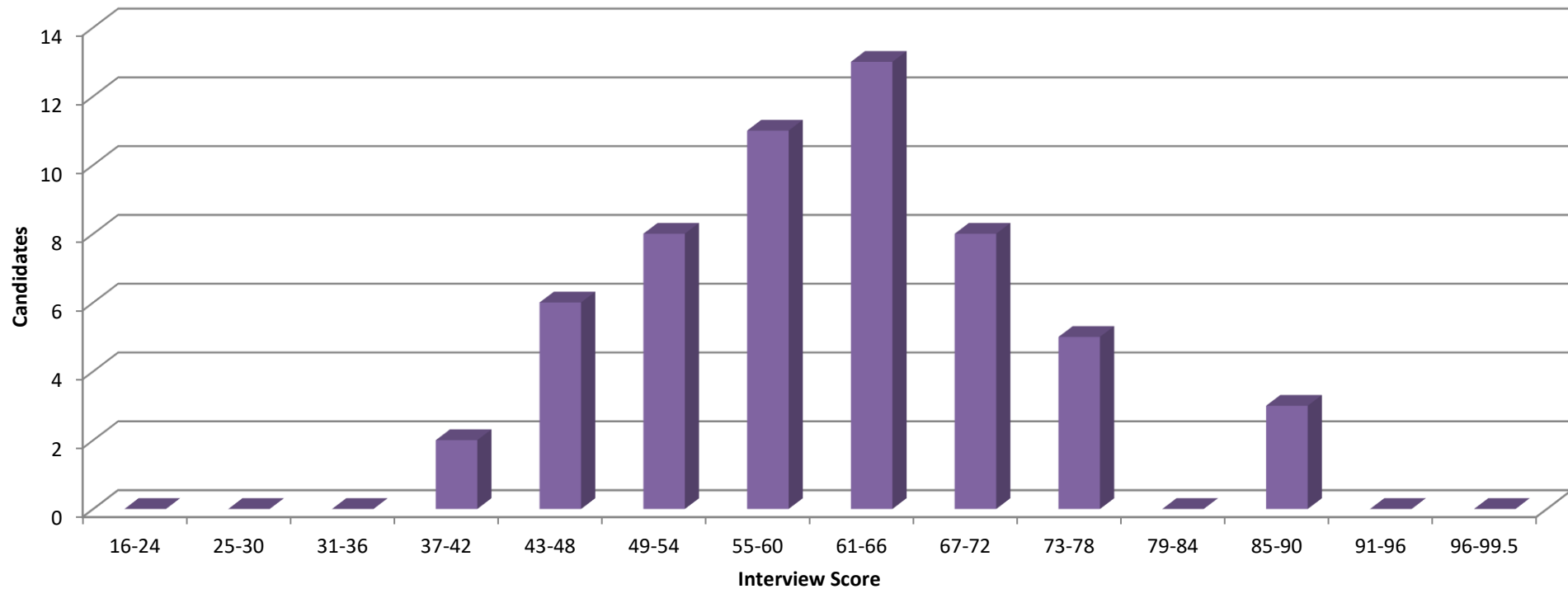


2017 ST3 Recruitment – respiratory medicine final assessment score distribution (round 2)

The graph below shows the distribution of final assessment scores awarded to **respiratory medicine** candidates assessed at interview in 2017 ST3 recruitment round 2.

All scores here have been rounded to the nearest whole number; and only those candidates who received both a score for their submitted application form and performance at interview have been included here.

The number of applicants receiving a full assessment and final score was 56; the split of appointable vs not-appointable assessments was **71% : 29%**. Scores ranged from **39.80 – 88.60** (min and max possible were 16-100). Mean and median averages achieved were **60.62** and **61.00** respectively.



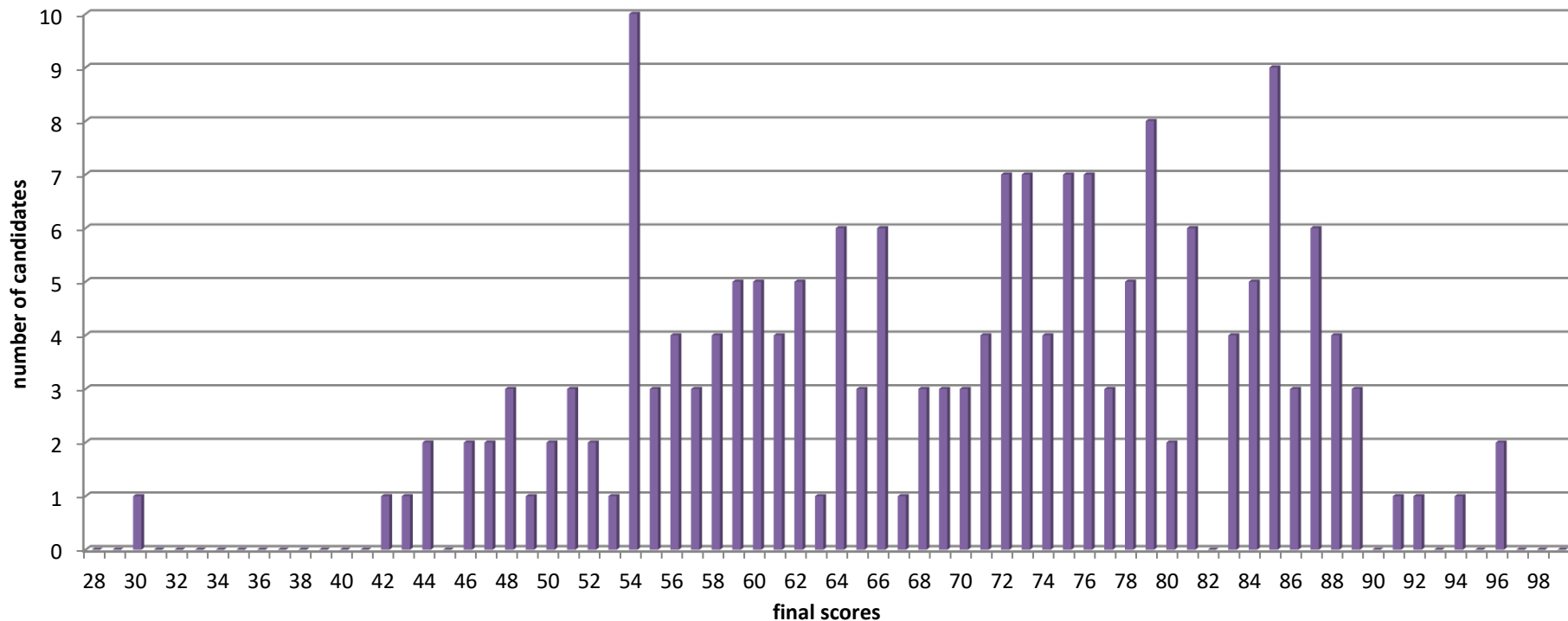


2016 ST3 Recruitment – final assessment score distribution (round 1)

The graph below shows the distribution of final assessment scores awarded to **respiratory medicine** candidates assessed at interview in 2016 ST3 recruitment round 1.

All scores here have been rounded to the nearest whole number; and only those candidates who received both a score for their submitted application form and performance at interview have been included here.

The number of applicants receiving a full assessment and final score was 189; the split of appointable vs not-appointable assessments was **78% : 22%**. Scores ranged from **30.40 – 95.75** (min and max possible were 16-99.5). Mean and median averages achieved were **69.46** and **71.50** respectively.



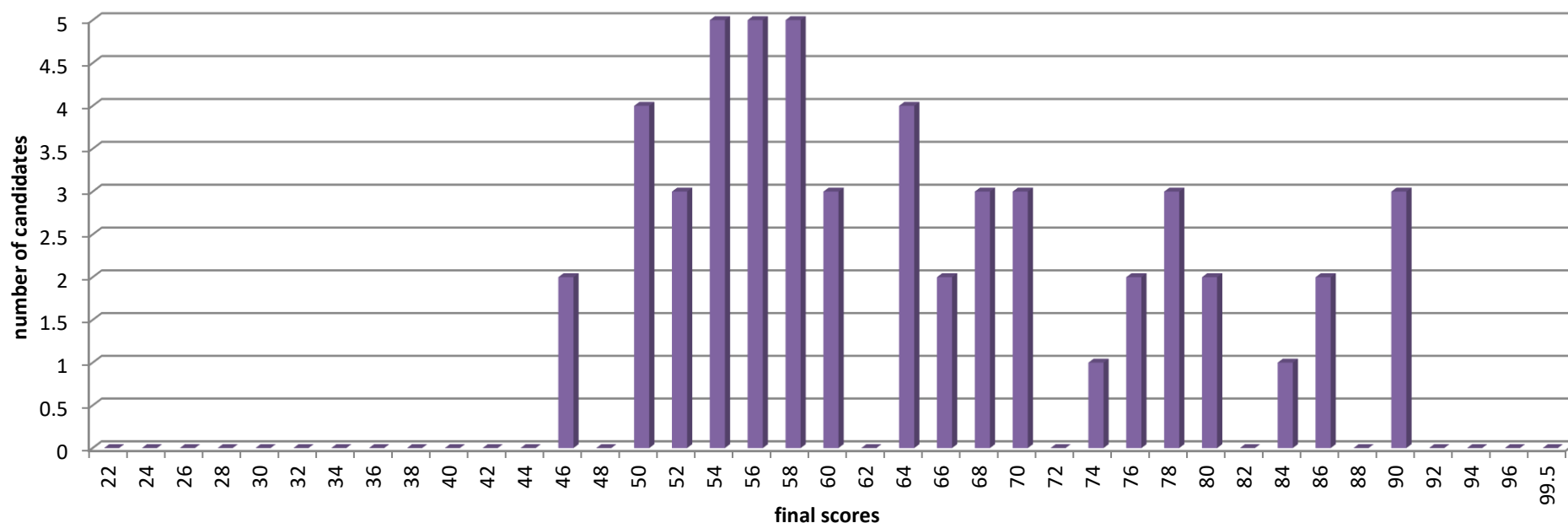


2016 ST3 Recruitment – final assessment score distribution (round 2)

The graph below shows the distribution of final assessment scores awarded to **respiratory medicine** candidates assessed at interview in 2016 ST3 Recruitment round 2.

All scores here have been rounded to the nearest whole number; and only those candidates who received both a score for their submitted application form and performance at interview have been included.

The number of applicants receiving a full assessment and final score was 53; the split of appointable vs not-appointable assessments was **68% : 32%**. Scores ranged from **46.55 – 91.35** (min and max possible were 16-99.5). Mean and median averages were **65.71** and **61** respectively.

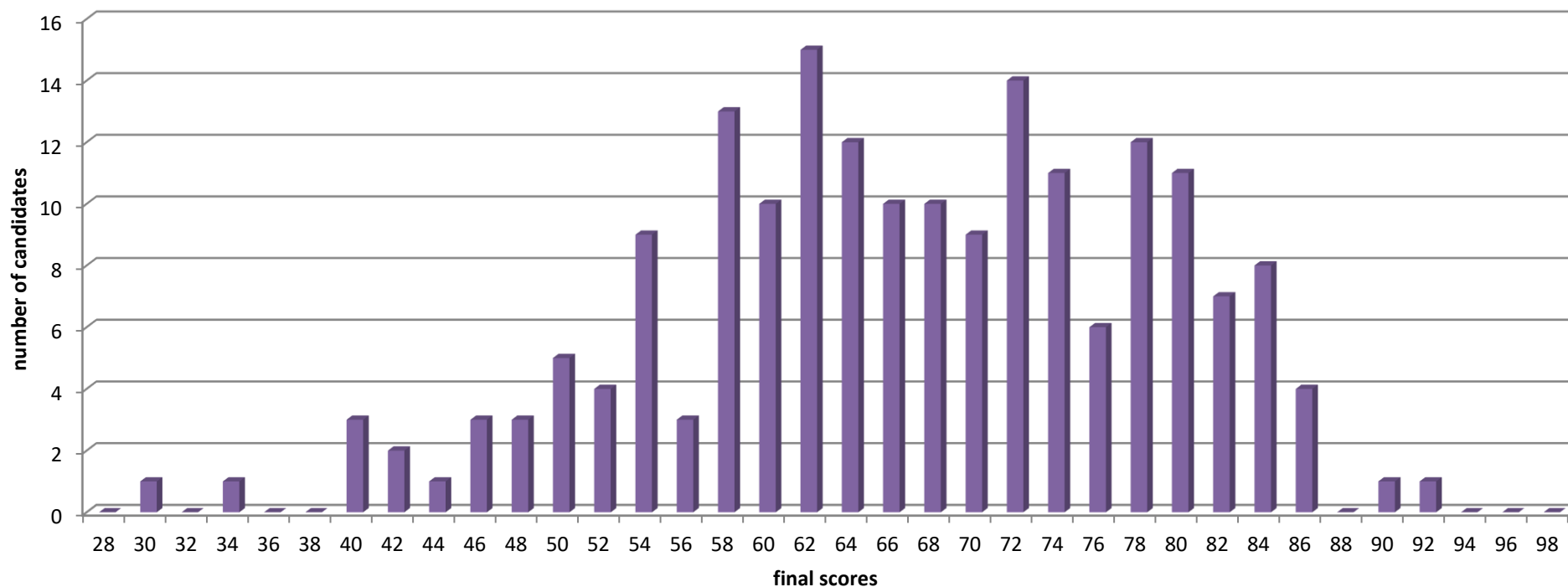




2015 ST3 Recruitment – final assessment score distribution (round 1)

The graph below shows the distribution of final assessment scores awarded to **respiratory medicine** candidates assessed at interview in 2015 ST3 recruitment round 1.

The number of applicants receiving a full assessment and final score was **189**; the split of appointable vs not-appointable assessments was **80% : 20%**. Scores ranged from **31.30 – 92.55** (min and max possible were 16-99.5). Mean and median averages achieved were **67** (67.10) and **67.35** respectively.

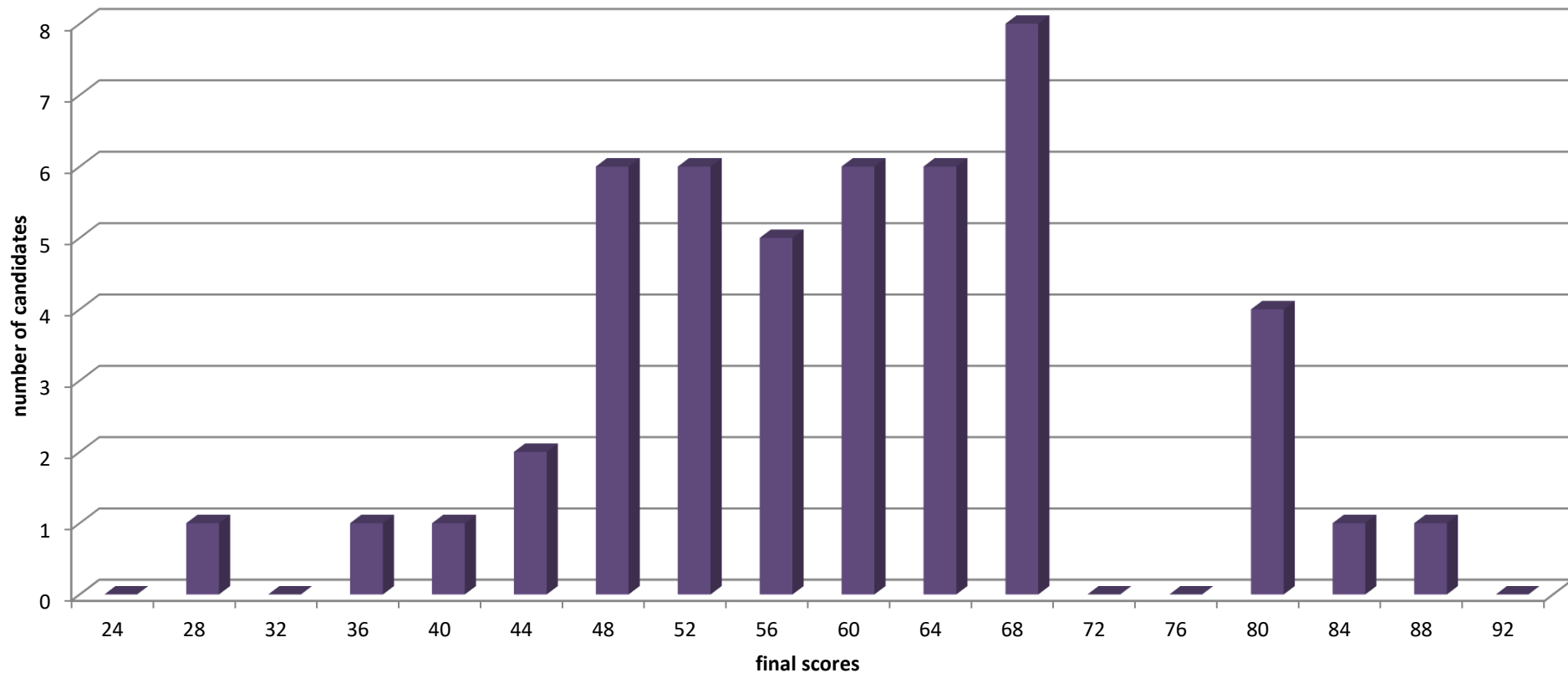




2015 ST3 Recruitment – final assessment score distribution (round 2)

The graph below shows the distribution of final assessment scores awarded to **respiratory medicine** candidates assessed at interview in 2015 ST3 recruitment round 2.

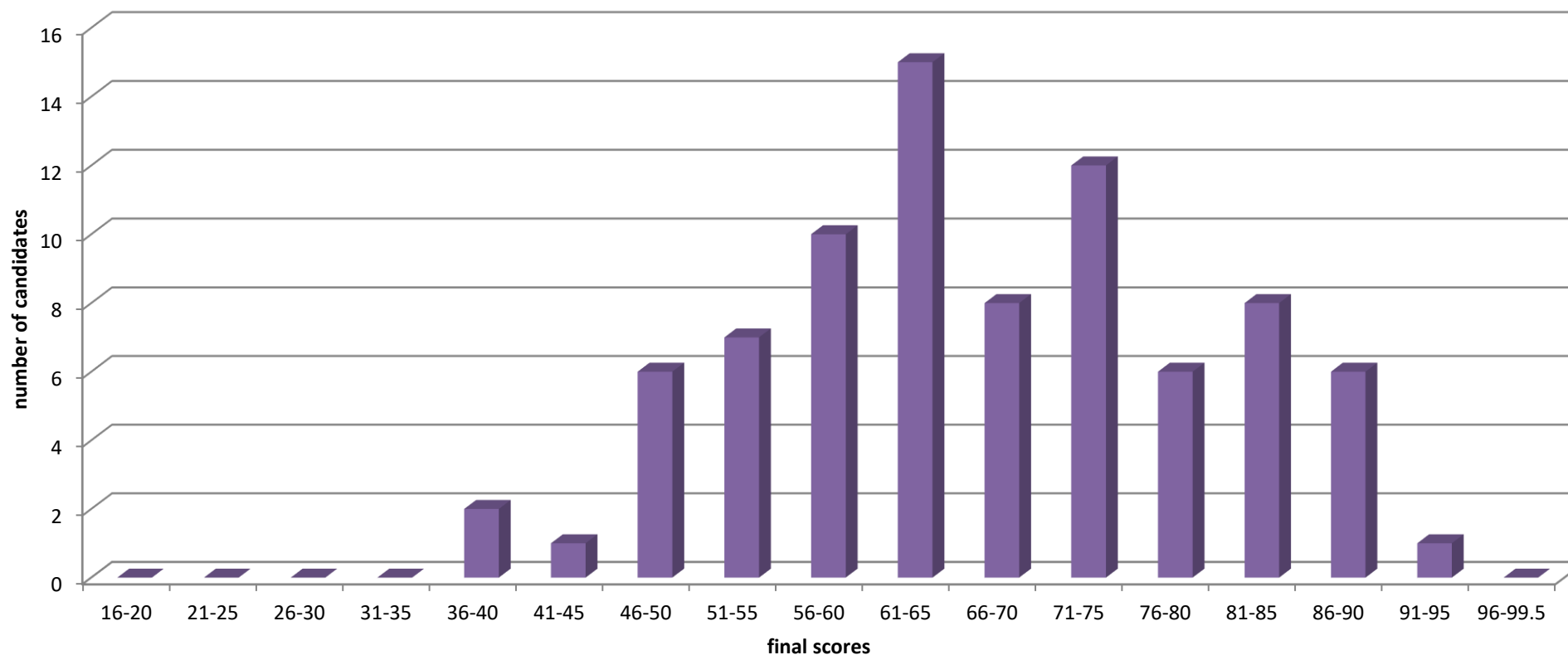
The number of applicants receiving a full assessment and final score was **48**; the split of appointable vs not-appointable assessments was **50% : 50%**. Scores ranged from **29.80 – 88.80** (min and max possible were 16-99.5). Mean and median averages achieved were **61** (61.21) and **60.88** respectively.



2014 ST3 Recruitment – final assessment score distribution (round 1)

The graph below shows the distribution of final assessment scores awarded to all candidates interviewed for ST3 **respiratory medicine** posts in 2014 ST3 recruitment round 1.

The number of applicants receiving a full assessment and final score was **225**; the split of 'appointable' vs 'not-appointable' assessments was **76% : 24%**. Scores ranged from **32.45-91.25** (min and max possible were 16.0-99.5). Mean and median averages achieved were **66** (66.92) and **69.15** respectively.

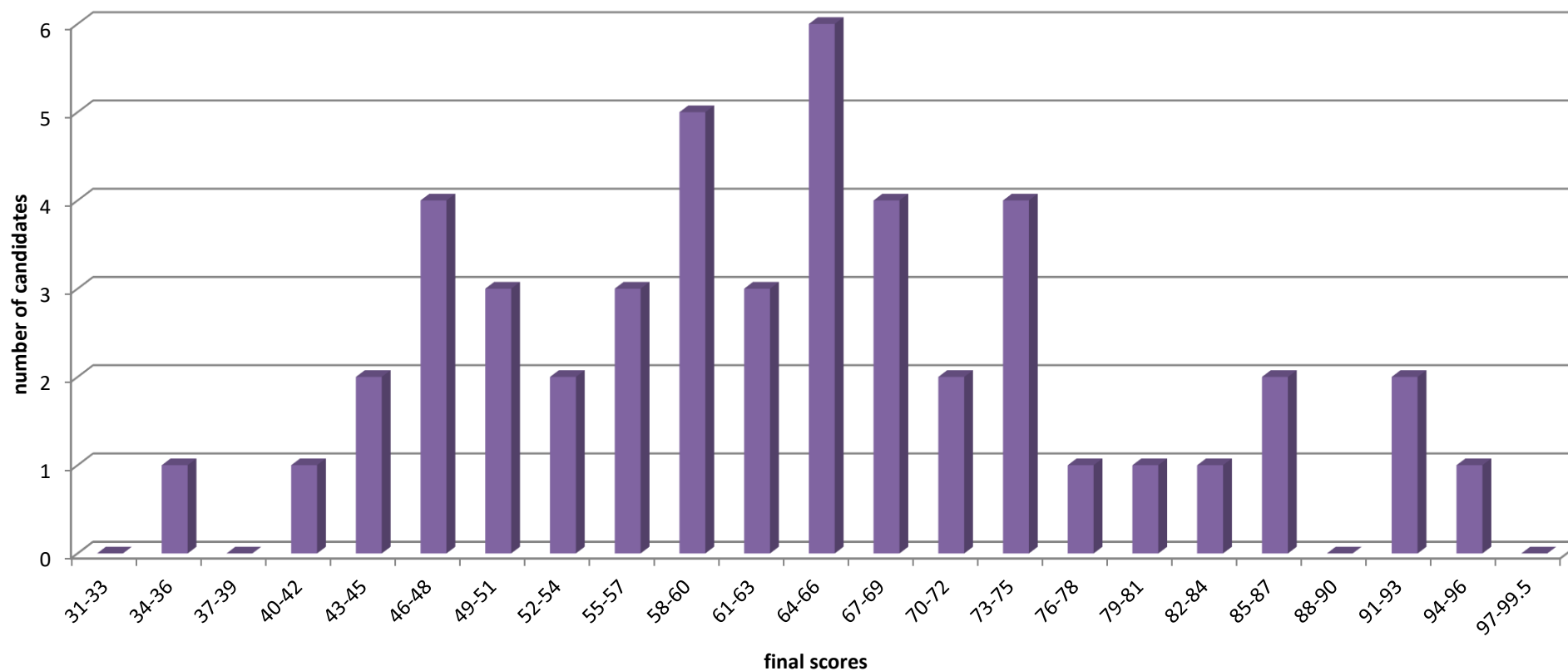




2014 ST3 Recruitment – final assessment score distribution (round 2)

The graph below shows the distribution of final assessment scores awarded to **respiratory medicine** candidates assessed at interview in 2014 ST3 recruitment round 2.

The number of applicants receiving a full assessment and final score was **48**; the split of appointable vs not-appointable assessments was **58% : 42%**. Scores ranged from **35.40 – 95.00** (min and max possible were 16-99.5). Mean and median averages achieved were **63** (63.38) and **63.55** respectively.

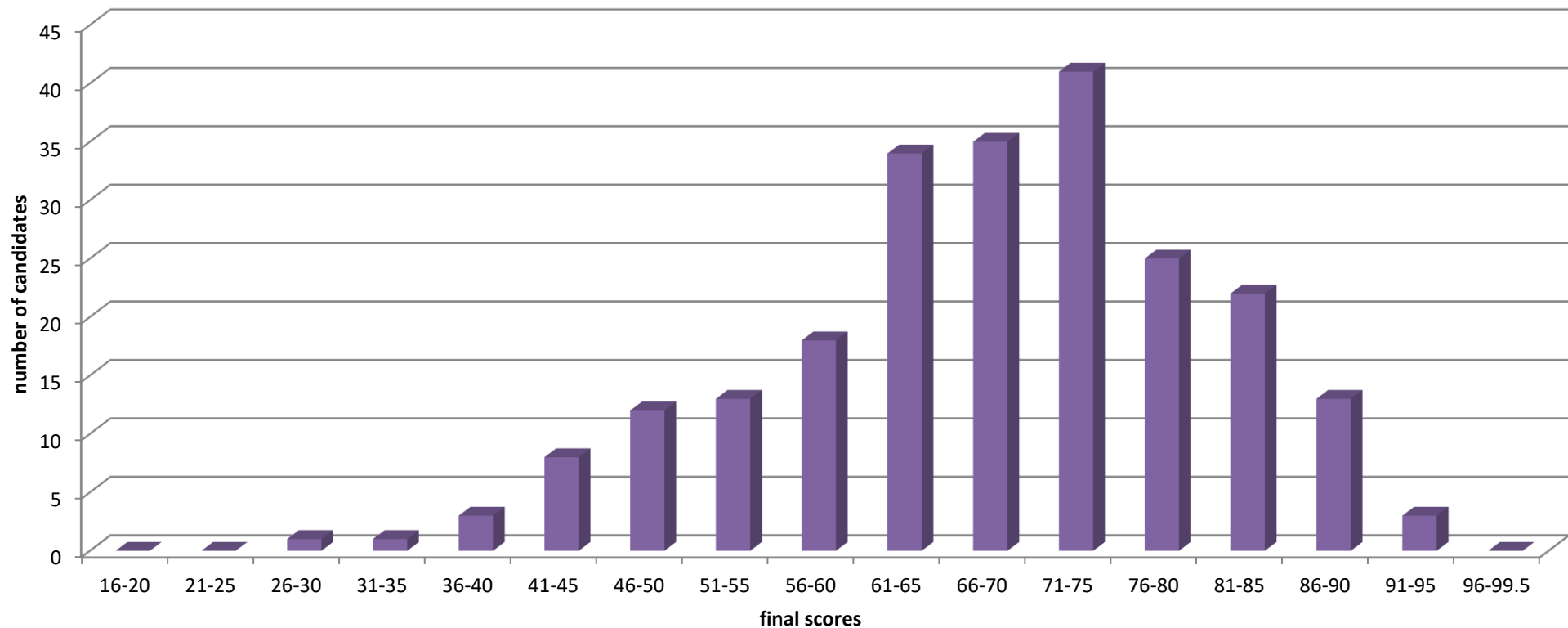




2013 ST3 Recruitment – final assessment score distribution (round 1)

The graph below shows the distribution of final assessment scores awarded to **respiratory medicine** candidates assessed at interview in 2013 ST3 recruitment round 1.

The number of applicants receiving a full assessment and final score was **229**; the split of appointable vs not-appointable assessments was **75% : 25%**. Scores ranged from **28.45-92.3** (min and max possible were 16.0-99.5). Mean and median averages achieved were **68** (67.71) and **69.15** respectively.





2013 ST3 Recruitment – final assessment score distribution (round 2)

The graph below shows the distribution of final assessment scores awarded to **respiratory medicine** candidates assessed at interview in 2013 ST3 recruitment round 2.

The number of applicants receiving a full assessment and final score was **59**; the split of appointable vs not-appointable assessments was **68% : 32%**. Scores ranged from **28.40 – 91.05** (min and max possible were 16-99.5). Mean and median averages achieved were **63** (63.36), **64.1** respectively.

