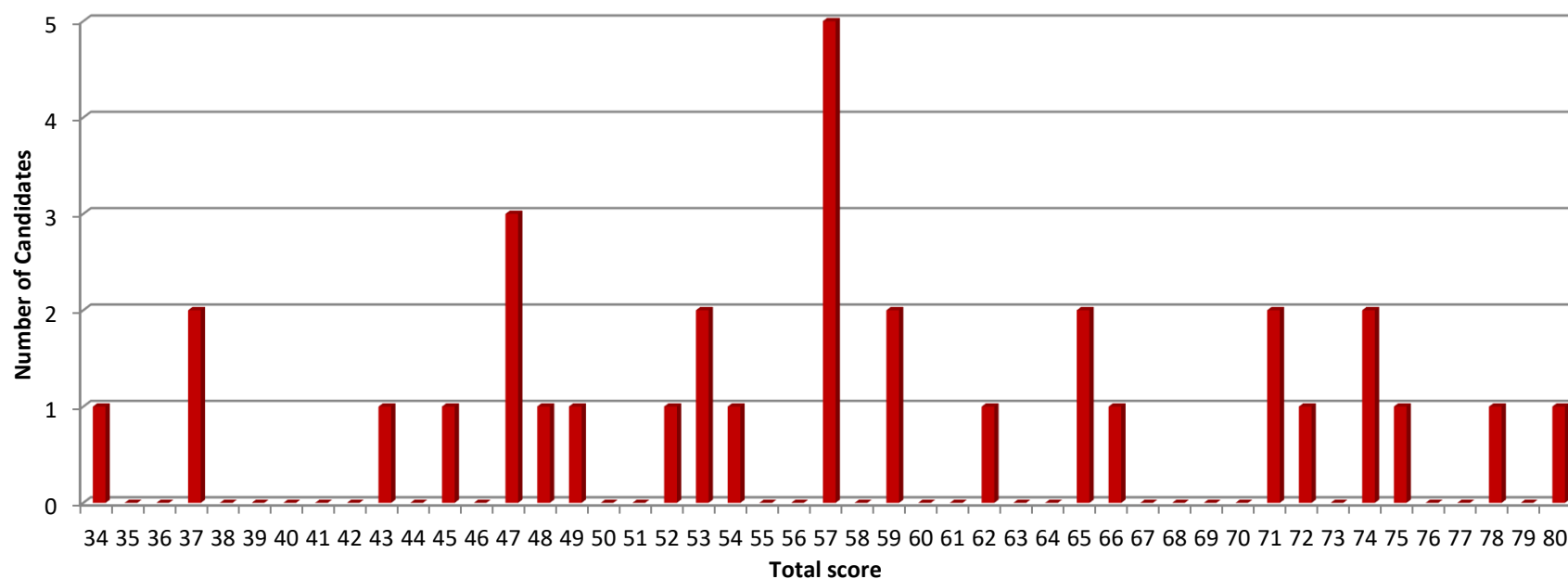


2026 Stroke Medicine Recruitment – final assessment score distribution

The graph below shows the distribution of final assessment scores awarded to Stroke medicine candidates assessed at interview in the 2026 recruitment round.

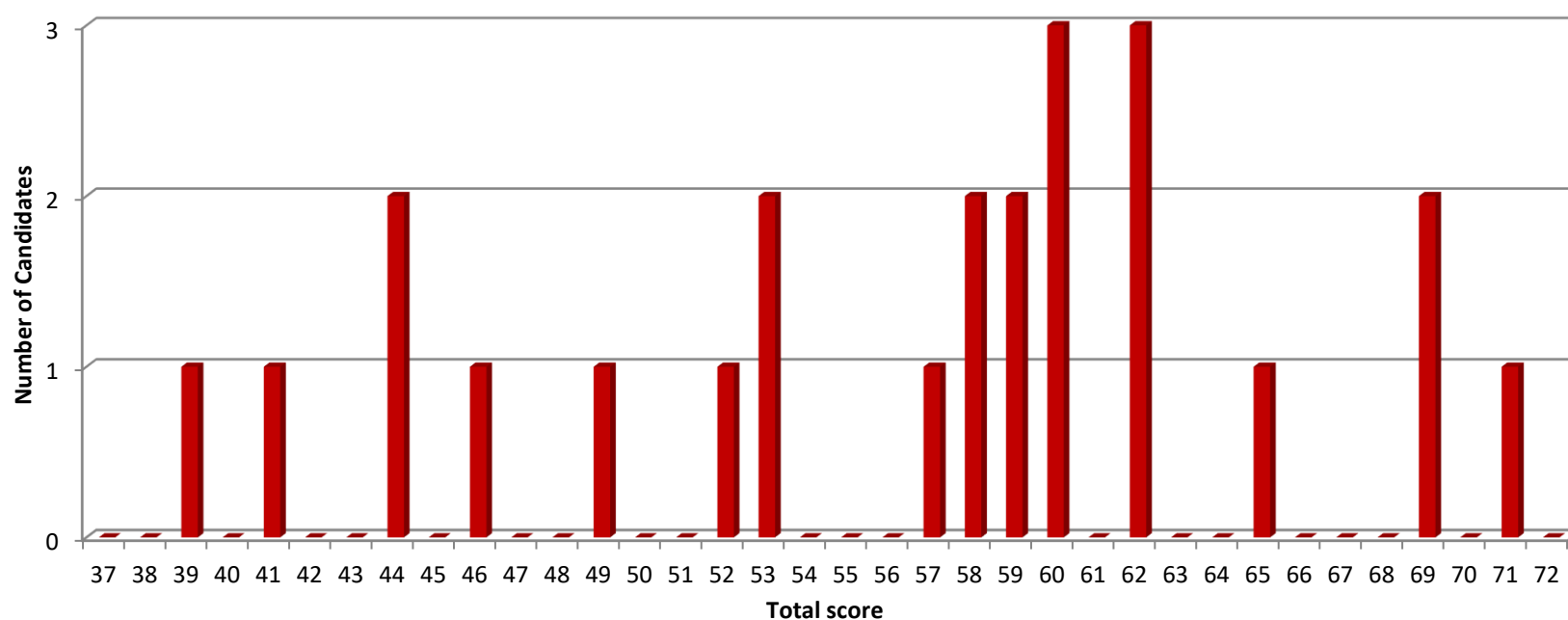
All scores here have been rounded to the nearest whole number; and only those candidates who received both a score for their submitted application form and performance at interview have been included here. The number of applicants receiving a full assessment and final score was **34**; the split of appointable vs not-appointable assessments was **79% : 21%**. Scores ranged from **34.5 – 80** (min and max possible were 8-80). Mean and median averages achieved were **57.29** and **56.6** respectively.



2025 Stroke Medicine Recruitment – final assessment score distribution

The graph below shows the distribution of final assessment scores awarded to Stroke medicine candidates assessed at interview in the 2025 recruitment round.

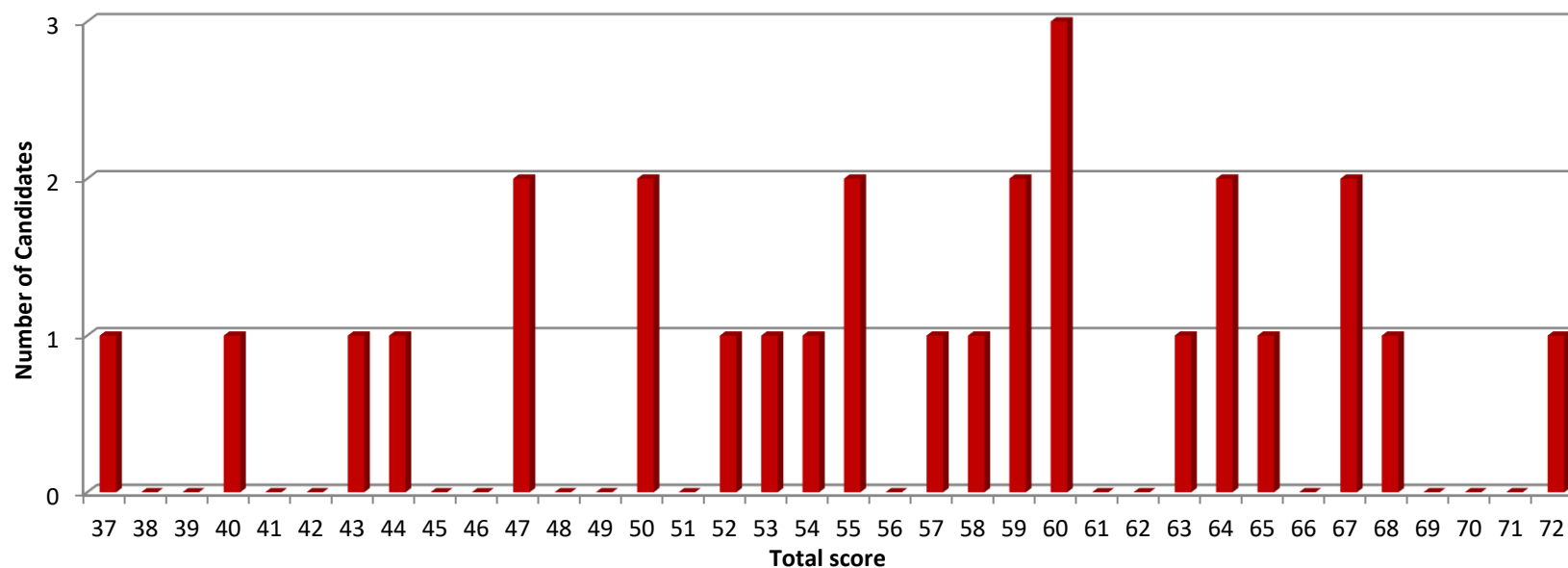
All scores here have been rounded to the nearest whole number; and only those candidates who received both a score for their submitted application form and performance at interview have been included here. The number of applicants receiving a full assessment and final score was **31**; the split of appointable vs not-appointable assessments was **74% : 26%**. Scores ranged from **23.5 – 80** (min and max possible were 8-80). Mean and median averages achieved were **56.63** and **59** respectively.



2024 Stroke Medicine Recruitment – final assessment score distribution

The graph below shows the distribution of final assessment scores awarded to Stroke medicine candidates assessed at interview in the 2024 recruitment round.

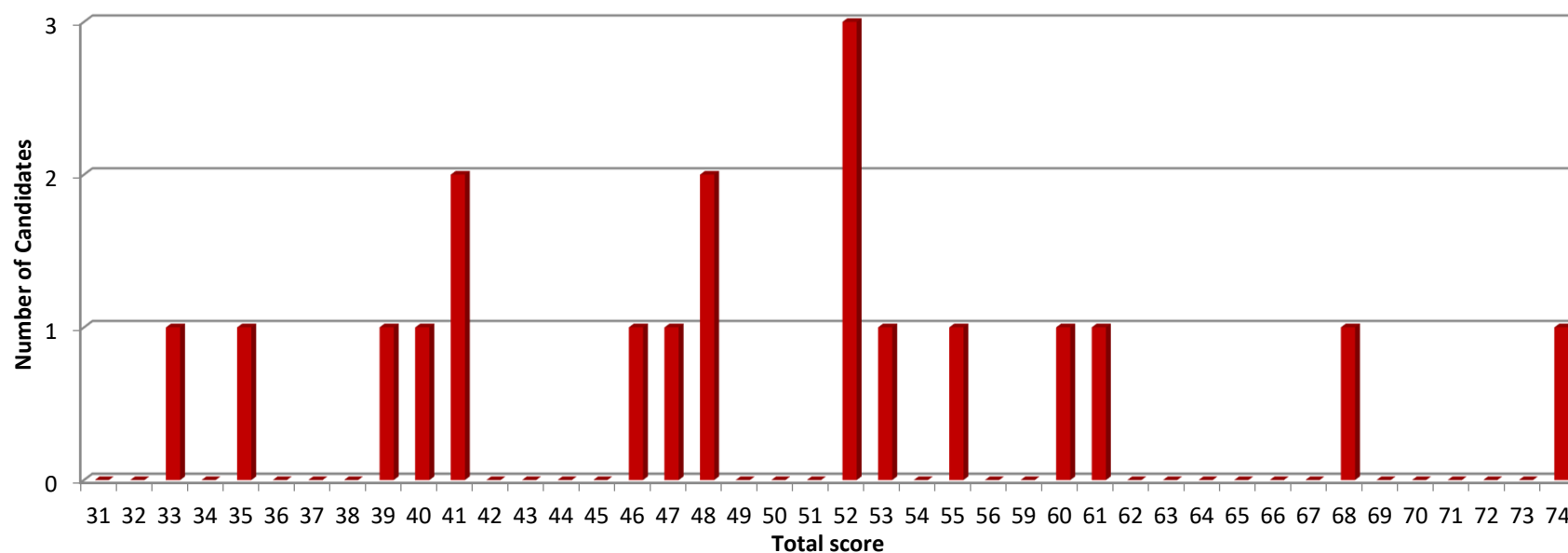
All scores here have been rounded to the nearest whole number; and only those candidates who received both a score for their submitted application form and performance at interview have been included here. The number of applicants receiving a full assessment and final score was **31**; the split of appointable vs not-appointable assessments was **65% : 26%**. Scores ranged from **37.4 – 72.1** (min and max possible were 8-80). Mean and median averages achieved were **55.89** and **56.5** respectively.



2023 Stroke Medicine Recruitment – final assessment score distribution

The graph below shows the distribution of final assessment scores awarded to Stroke medicine candidates assessed at interview in the 2023 recruitment round.

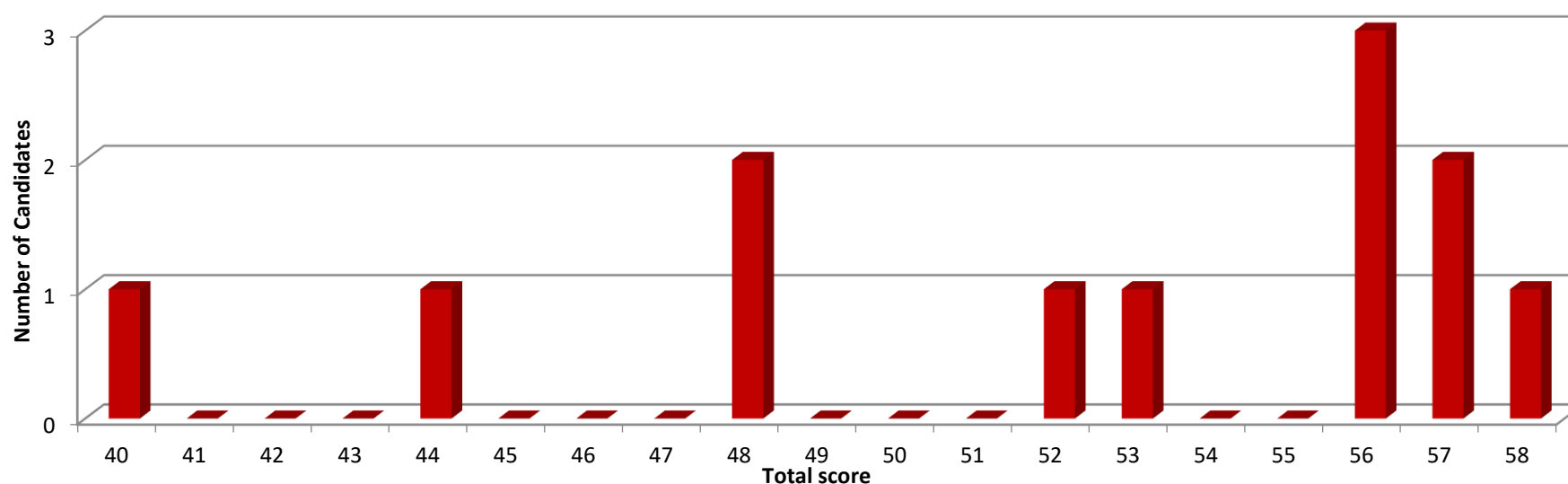
All scores here have been rounded to the nearest whole number; and only those candidates who received both a score for their submitted application form and performance at interview have been included here. The number of applicants receiving a full assessment and final score was **27**; the split of appointable vs not-appointable assessments was **70% : 30%**. Scores ranged from **28.8 – 73.8** (min and max possible were 8-80). Mean and median averages achieved were **50.66** and **51.9** respectively.



2022 Stroke Medicine Recruitment – final assessment score distribution

The graph below shows the distribution of final assessment scores awarded to Stroke medicine candidates assessed at interview in the 2022 recruitment round.

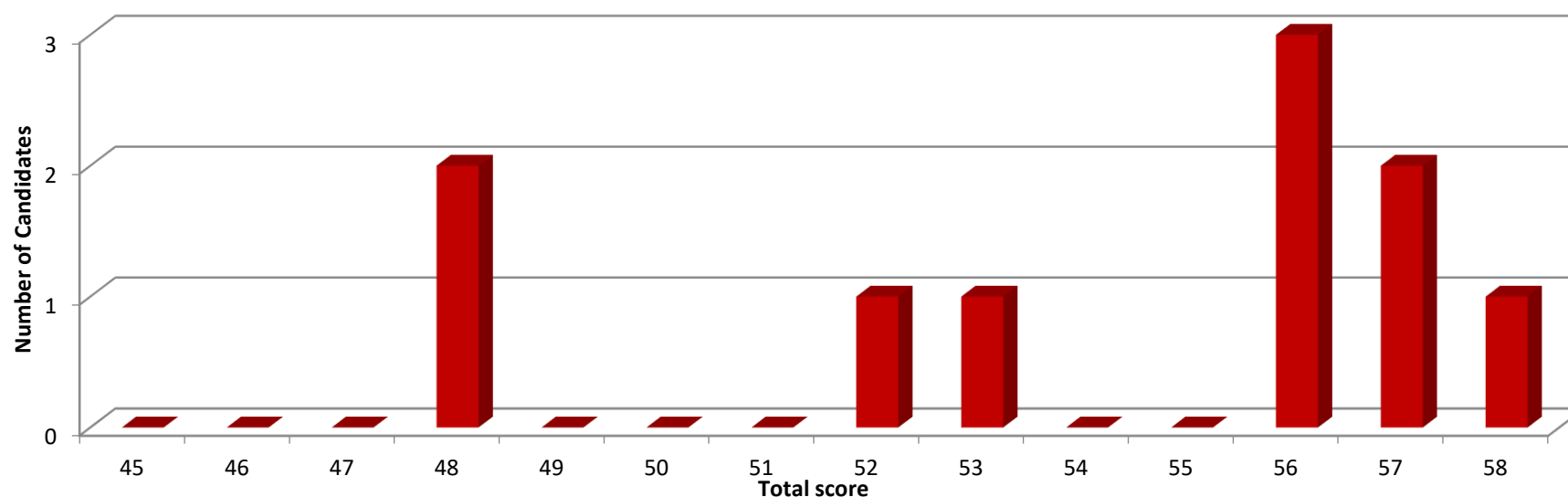
All scores here have been rounded to the nearest whole number; and only those candidates who received both a score for their submitted application form and performance at interview have been included here. The number of applicants receiving a full assessment and final score was **29**; the split of appointable vs not-appointable assessments was **93% : 7%**. Scores ranged from **40 – 80** (min and max possible were 8-80). Mean and median averages achieved were **58.58** and **57.9** respectively.



2021 Stroke Medicine Recruitment – final assessment score distribution

The graph below shows the distribution of final assessment scores awarded to Stroke medicine candidates assessed at interview in the 2020 recruitment round.

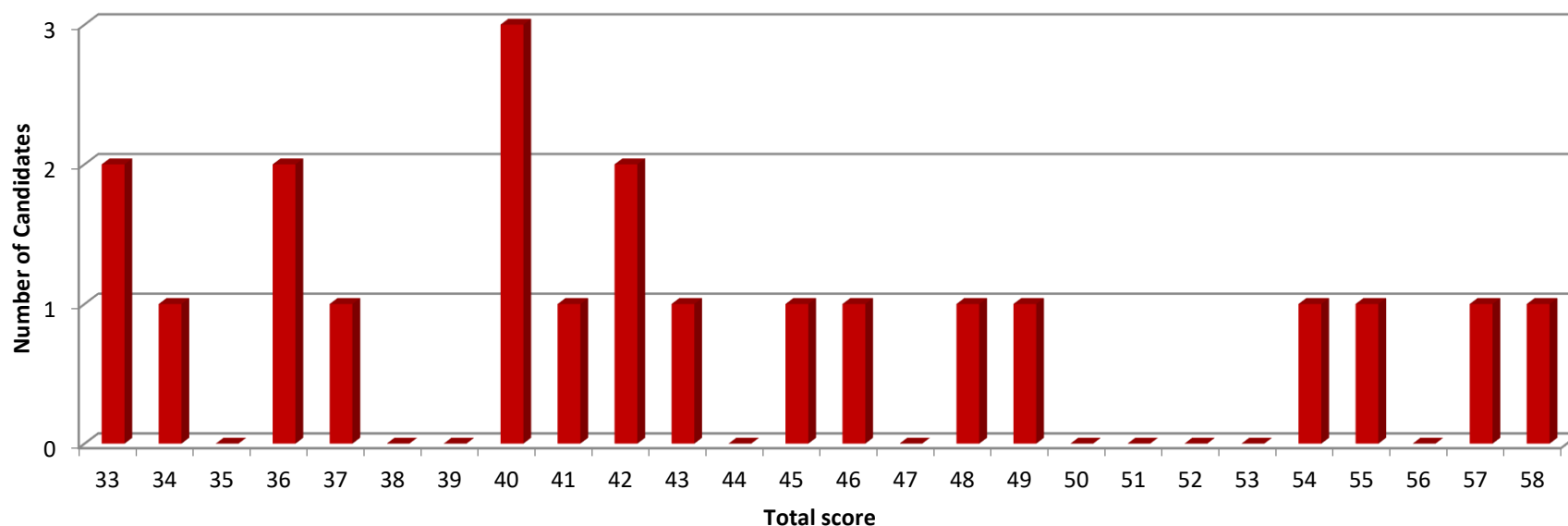
All scores here have been rounded to the nearest whole number; and only those candidates who received both a score for their submitted application form and performance at interview have been included here. The number of applicants receiving a full assessment and final score was **20**; the split of appointable vs not-appointable assessments was **95% : 5%**. Scores ranged from **46.2 – 75.2** (min and max possible were 8-80). Mean and median averages achieved were **57.46** and **54.75** respectively.



2020 Stroke Medicine Recruitment – final assessment score distribution

The graph below shows the distribution of final assessment scores awarded to Stroke medicine candidates assessed at interview in the 2019 recruitment round.

All scores here have been rounded to the nearest whole number; and only those candidates who received both a score for their submitted application form and performance at interview have been included here. The number of applicants receiving a full assessment and final score was **23**; the split of appointable vs not-appointable assessments was **91% : 13%**. Scores ranged from **28.2 – 58.4** (min and max possible were 8-60). Mean and median averages achieved were **42.13** and **40.8** respectively.



2019 Stroke Medicine Recruitment – final assessment score distribution

The graph below shows the distribution of final assessment scores awarded to Stroke medicine candidates assessed at interview in the 2019 recruitment round.

All scores here have been rounded to the nearest whole number; and only those candidates who received both a score for their submitted application form and performance at interview have been included here. The number of applicants receiving a full assessment and final score was **19**; the split of appointable vs not-appointable assessments was **84% : 16%**. Scores ranged from **32.4 – 59.8** (min and max possible were 8-60). Mean and median averages achieved were **43.37** and **41.4** respectively.

